

WALKER

Illustrated Parts Manual

Side Discharge Deck, Rear Discharge Deck, and Carrier Frame Assemblies

DS36

DS42

DS48

DS52

DR52

DS56

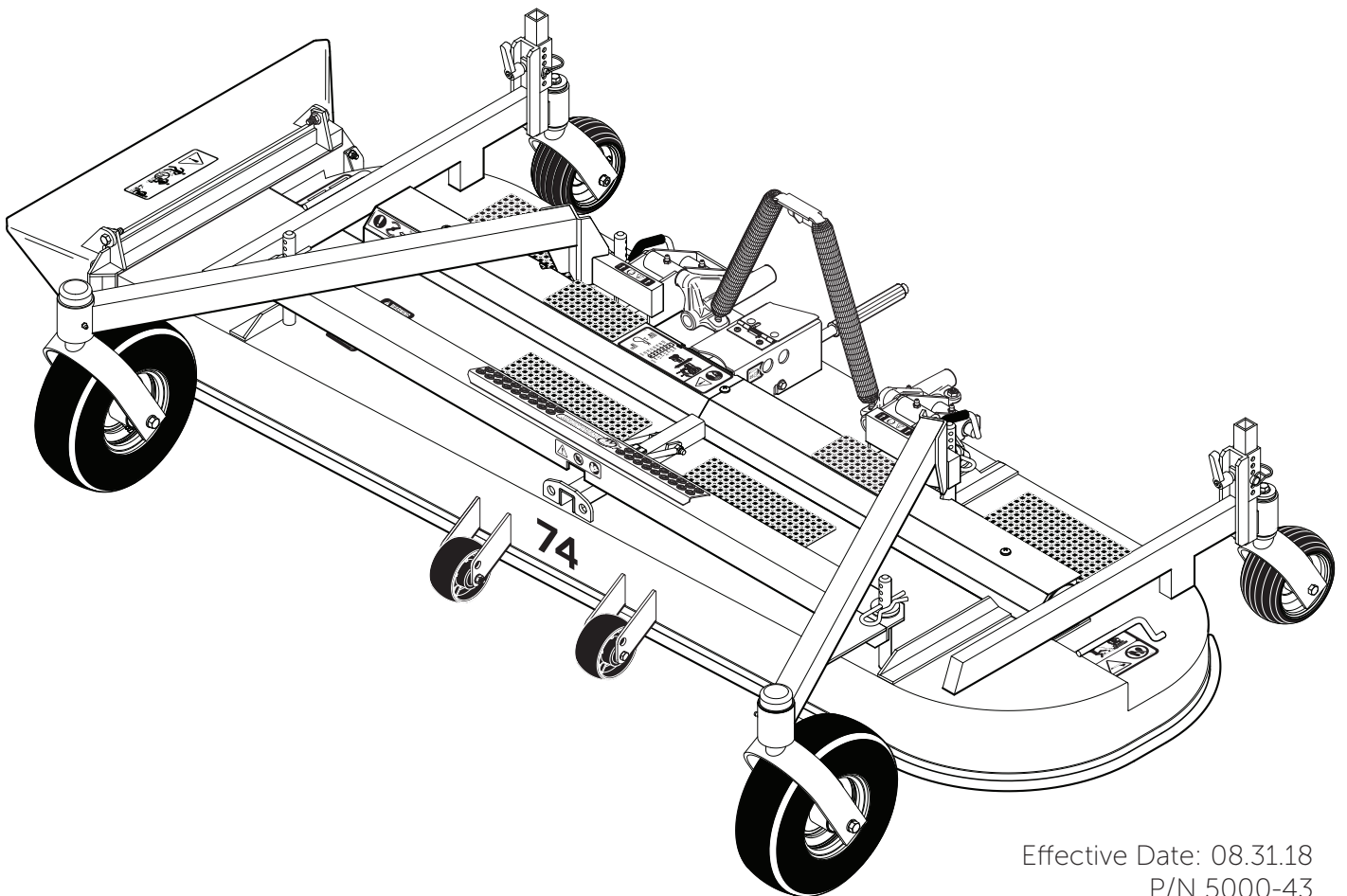
DS60

DS62

DR64

DS42 Belt Drive

DS74



Effective Date: 08.31.18
P/N 5000-43

KEY TO ABBREVIATIONS USED IN THIS MANUAL

<i>Abbreviation</i>	<i>What it Represents</i>
° (Dimension)	Degrees (Angle)
" (Dimension)	inches
(-)	Negative (Polarity)
(+)	Positive (Polarity)
AT	All-Terrain
CCW	Counter-clockwise
Conn	Connector
CW	Clockwise
D	Diameter
DC	Deck, Collection (number refers to size in inches)
DM	Deck, Mulching (number refers to size in inches)
DR	Deck, Rear Discharge (number refers to size in inches)
DS	Deck, Side Discharge (number refers to size in inches)
DU	Garlock (Bearing)
ESNA (Fastener)	Nylon Insert Locknut
FSC	Forward Speed Control
GA	Gauge
gal	gallon
GHS	Grass Handling System
GR (Fastener)	Grade
HD	Heavy Duty
HP	Horse Power
ID	Identification or Inside Diameter
L	Length
LH	Left Hand (orientated with operator on seat)
LP	Low Profile
mm (Dimension)	millimeters
MS (Fastener)	Machine Screw
NS (as part number)	Item is not sold by Walker Manufacturing
OD	Outside Diameter
oz	ounce
PFH (Fastener)	Phillips Flat Head
P/N	Part Number
PPH (Fastener)	Phillips Pan Head
PTH (Fastener)	Phillips Truss Head
PTO	Power Take-Off
QKS	Quick Slide
qt	quart
RH	Right Hand (orientated with operator on seat)
SAE (Fastener)	Society of Automotive Engineers
SBH (Fastener)	Socket Button Head (Bolt)
SD	Side Discharge
SFH (Fastener)	Slotted Flat Head
SHC (Fastener)	Socket Head Cap
SHL (Fastener)	Shoulder (Bolt)
SM (Fastener)	Sheet Metal (Screw)
S/N	Serial Number
Spg	Spring
SQH (Fastener)	Square Head
SS (Fastener)	Stainless Steel
ST (Fastener)	Self-Tapping (Screw)
Term	Terminal
V	Volts

NOTE: In some instances, combinations of abbreviations may be used (e.g. PPHMS - Phillips Pan Head Machine Screw).

ILLUSTRATED PARTS LIST

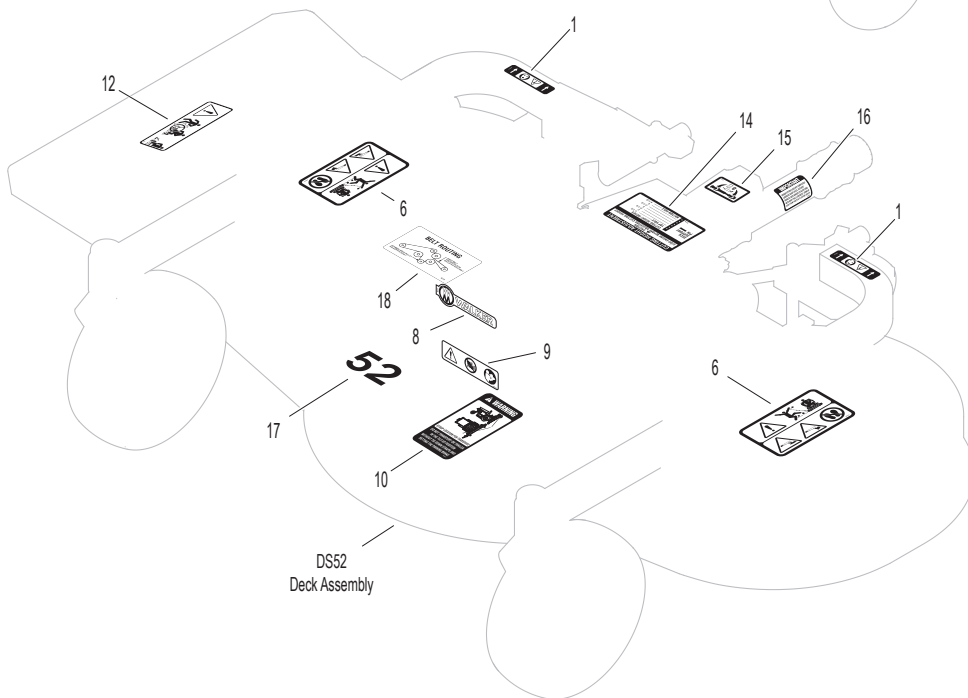
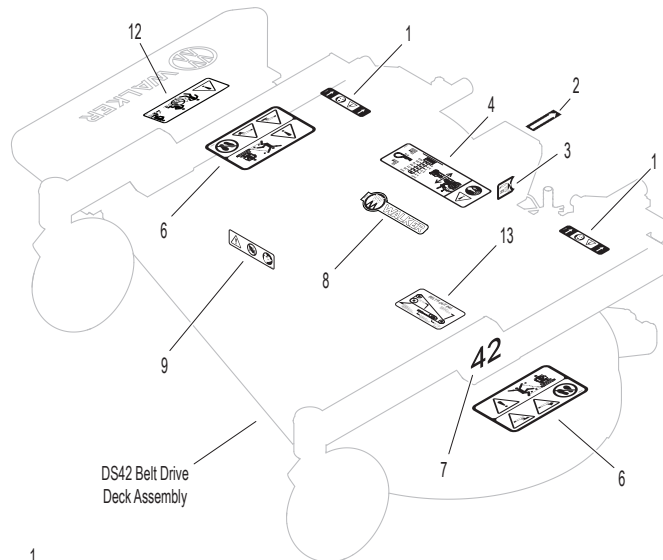
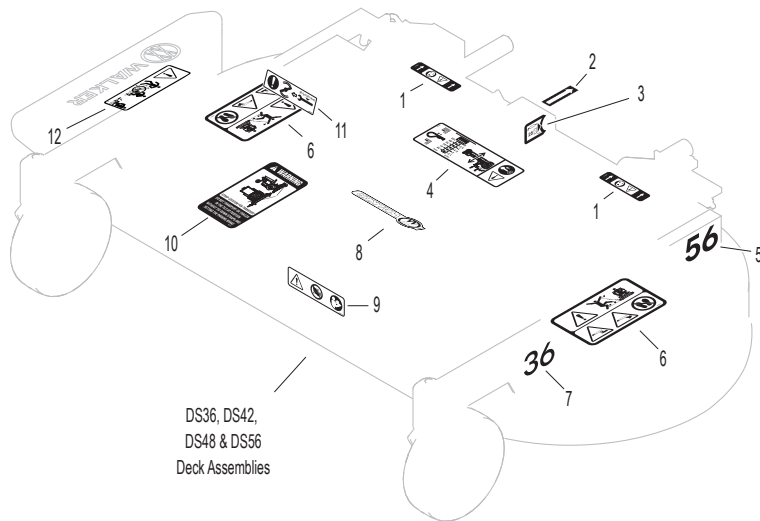
<i>Section of Deck Covered</i>	<i>Page</i>	<i>Section of Deck Covered</i>	<i>Page</i>
Decals & Paint		Maintenance	
36", 42", 42 Belt Drive, 48", 52" & 56" Deck Decals ...	2	Optional Break-Away Blades	56
DR52, DS60 & DR64 Deck Decals.....	4	Blade Usage Chart.....	57
62" & 74" Deck Decals / Touch-Up Paint	6	Lubrication Points	58
Deck and Carrier Frame Assemblies		Fastener Loctite® Application & Torque Instructions	62
36 Inch Complete Carrier Frame Assembly.....	8	H24d, H25, H27i, H37i And H38i	
DS36 Deck Assembly	10	Deck Arm Adapter Kit	64
42 Inch Complete Carrier Frame Assembly.....	12	Maintenance And Service Record Sheet.....	65
DS42 Deck Assembly	14	Deck / Tractor Compatibility Chart.....	68
42 Inch Belt Drive Complete Carrier Frame Assembly	16		
DS42 Belt Drive Deck Assembly	18	Warranty	
48 Inch Complete Carrier Frame Assembly.....	20	Limited Warranty.....	69
DS48 Deck Assembly	22		
DS52 Inch Complete Carrier Frame Assembly.....	24		
DS52 Deck Assembly	26		
DS52 Mulching Kit	28		
DR52, DS60 & DR64 Inch Carrier Frame Footrest Components	30		
DR52 Inch Complete Carrier Frame Assembly	32		
DR52 Deck Assembly	34		
56 Inch Complete Carrier Frame Assembly.....	36		
DS56 Deck Assembly	38		
DS60 & DR64 Inch Complete Carrier Frame Assembly	40		
DS60 Deck Assembly	42		
DS60 Mulching Kit	44		
62 Inch Complete Carrier Frame Assembly.....	46		
DS62 Deck Assembly	48		
DR64 Deck Assembly	50		
74 Inch Complete Carrier Frame Assembly.....	52		
DS74 Deck Assembly	54		

36", 42", 42 BELT DRIVE, 48", 52" & 56" DECK DECALS

ITEM NO.	PART NO.	DESCRIPTION	LOCATION	NO. REQ'D
DS36, DS42, DS48 & DS56 Deck Decals				
1	8600-15	Caution, Pivot Joint	Carrier Frame	2
2	6875	PTO Alignment Arrow	Universal Joint Shaft Assembly	1
3	5846-1	Grease Fitting	PTO Shaft Guard	1
4	8600-39	Cutting Height Adjustment	Gearbox Cover	1
5	6789	Decal (56")	Carrier Frame	1
6	8600-28	Danger, Rotating Blades	Deck Housing (one on each end)	2
7	8821-14	Decal (36")	Carrier Frame	1
	8821-15	Decal (42")	Carrier Frame	1
	8821-16	Decal (48")	Carrier Frame	1
8	5809-2	Decal, Walker	Carrier Frame	1
9	8600-14	Danger, Tilt-Up	Carrier Frame, Front	1
10	8653-1	Transport Warning, DS56	Deck Housing	1
11	8600-9	Blade Mounting Torque	Gearbox Cover	1
12	5848-3	Danger, Side Discharge Shield	Side Discharge Shield	1
DS42 Belt Drive Deck Decals				
1	8600-15	Caution, Pivot Joint	Carrier Frame	2
2	6875	PTO Alignment Arrow	Universal Joint Shaft Assembly	1
3	5846-1	Grease Fitting	PTO Shaft Guard	1
4	8600-39	Cutting Height Adjustment	Footrest	1
6	8600-28	Danger, Rotating Blades	Deck Housing (one on each end)	2
7	8821-15	Decal (42")	Carrier Frame	1
8	5809-2	Decal, Walker	Footrest	1
9	8600-14	Danger, Tilt-Up	Carrier Frame, Front	1
12	5848-3	Danger, Side Discharge Shield	Side Discharge Shield	1
13	8749-1	Belt Routing	Deck Housing	1
DS52 Deck Decals				
1	8600-15	Caution, Pivot Joint	Carrier Frame	2
6	8600-28	Danger, Rotating Blades	Cover Plate (one on each end)	2
8	5809-2	Decal, Walker	Carrier Frame, Front	1
9	8600-14	Danger, Tilt-Up	Deck Housing, Front	1
10	8653-1	Transport Warning	Deck Housing	1
12	5848-3	Danger, Side Discharge Shield	Side Discharge Shield	1
14	8748	Cutting Height Adjustment	Footrest Pulley Guard	1
15	8746-2	Universal Joint Lube	PTO Cover Plate	1
16	8746-1	Decal, Tele PTO Shaft	Universal Joint Shaft Assembly	1
17	8732	Decal (52")	Deck Housing	1
18	8734	Drive Belt Routing	Underneath Deck Cover Plate	1

NOTE: All parts requiring decals are shipped with decals applied.

36", 42", 42 BELT DRIVE, 48", 52" & 56" DECK DECALS



DR52, DS60 & DR64 DECK DECALS

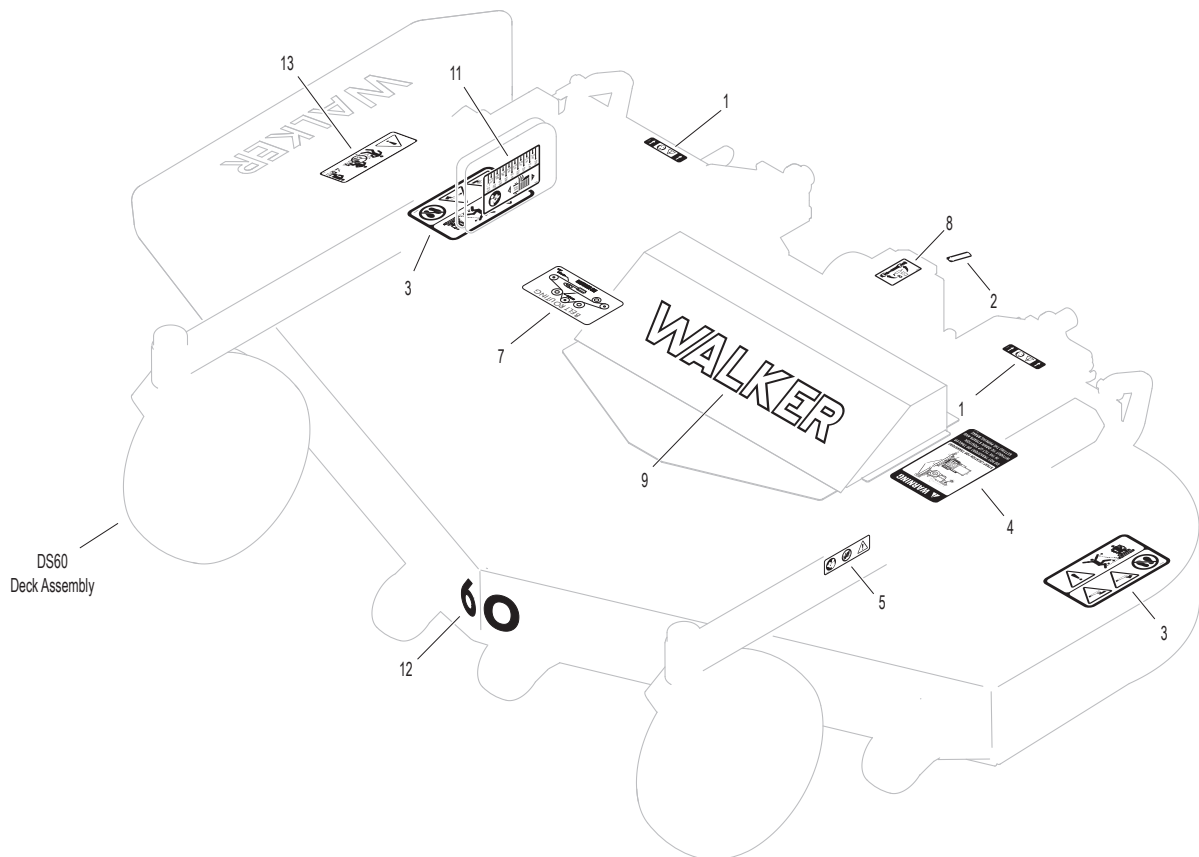
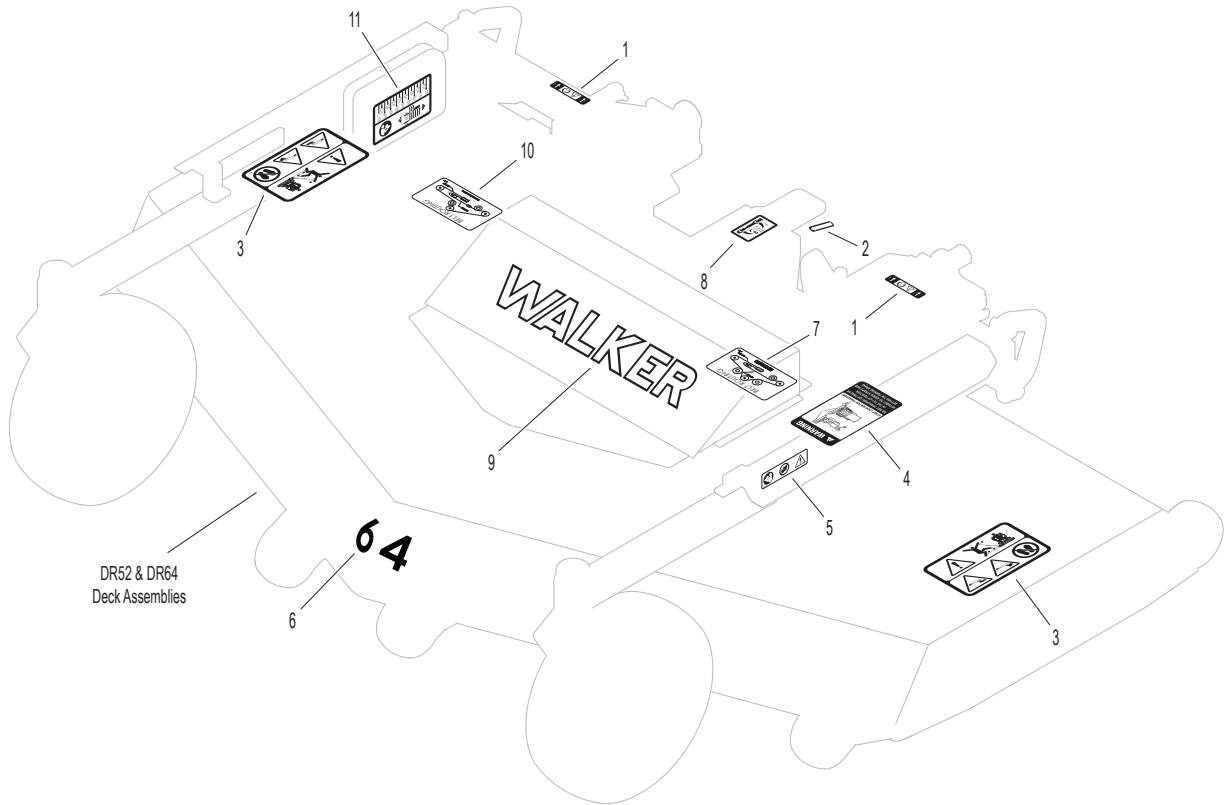
ITEM NO.	PART NO.	DESCRIPTION	LOCATION	NO. REQ'D
DR52 & DR64 Deck Decals				
1	8600-15	Caution, Pivot Joint	Carrier Frame	2
2	6875	PTO Alignment Arrow	Universal Joint Tube Assembly	1
3	8600-28	Danger, Rotating Blades	Deck Housing (one on each end)	2
4	8653-1	Transport Warning	Spindle Cover	1
5	8600-14	Danger, Tilt-Up	Carrier Frame	1
6	2732-1	Decal (64")	Deck Housing, Front	1
	8732	Decal (52")	Deck Housing, Front	1
7	2749-5	Decal, Drive Belt Routing (DR52)	Deck Housing	1
8	8746-2	Universal Joint Lube	PTO Guard Cover	1
9	5800-8	Decal, Walker 16"	Belt Cover	1
10	2749-7	Decal, Drive Belt Routing (DR64)	Deck Housing	1
11	2748-1	Cutting Height Adjustment	Carrier Frame	1

DS60 Deck Decals

1	8600-15	Caution, Pivot Joint	Carrier Frame	2
2	6875	PTO Alignment Arrow	Universal Joint Tube Assembly	1
3	8600-28	Danger, Rotating Blades	Deck Housing (one on each end)	2
4	8653-1	Transport Warning	Spindle Cover	1
5	8600-14	Danger, Tilt-Up	Carrier Frame	1
7	2749-5	Decal, Drive Belt Routing	Deck Housing	1
8	8746-2	Universal Joint Lube	PTO Guard Cover	1
9	5800-8	Decal, Walker 16"	Belt Cover	1
11	2748-1	Cutting Height Adjustment	Carrier Frame	1
12	2732	Decal (60")	Deck Housing, Front	1
13	5848-3	Danger, Side Discharge Shield	Side Discharge Shield	1

NOTE: All parts requiring decals are shipped with decals applied.

DR52, DS60 & DR64 DECK DECALS



62" & 74" DECK DECALS / TOUCH-UP PAINT

ITEM NO.	PART NO.	DESCRIPTION	LOCATION	NO. REQ'D
DS62 Deck Decals				
1	8600-15	Caution, Pivot Joint	Carrier Frame	2
2	8746-2	Universal Joint Lube	PTO Cover Plate	1
3	8653-1	Transport Warning	Deck Housing	1
4	8600-28	Danger, Rotating Blades	Cover Plate (one on each end)	2
5	8600-14	Danger, Tilt-Up	Carrier Frame, Front	1
6	5848-3	Danger, Side Discharge Shield	Side Discharge Shield	1
7	8748	Cutting Height Adjustment	Footrest Pulley Guard	1
8	8746-1	Decal, Tele PTO Shaft	Universal Joint Shaft Assembly	1
9	5809-2	Decal, Walker	Carrier Frame, Front	1
10	8749	Drive Belt Routing	Underneath Deck Cover Plate	1
11	8750	Decal (62")	Deck Housing	1

DS74 Deck Decals

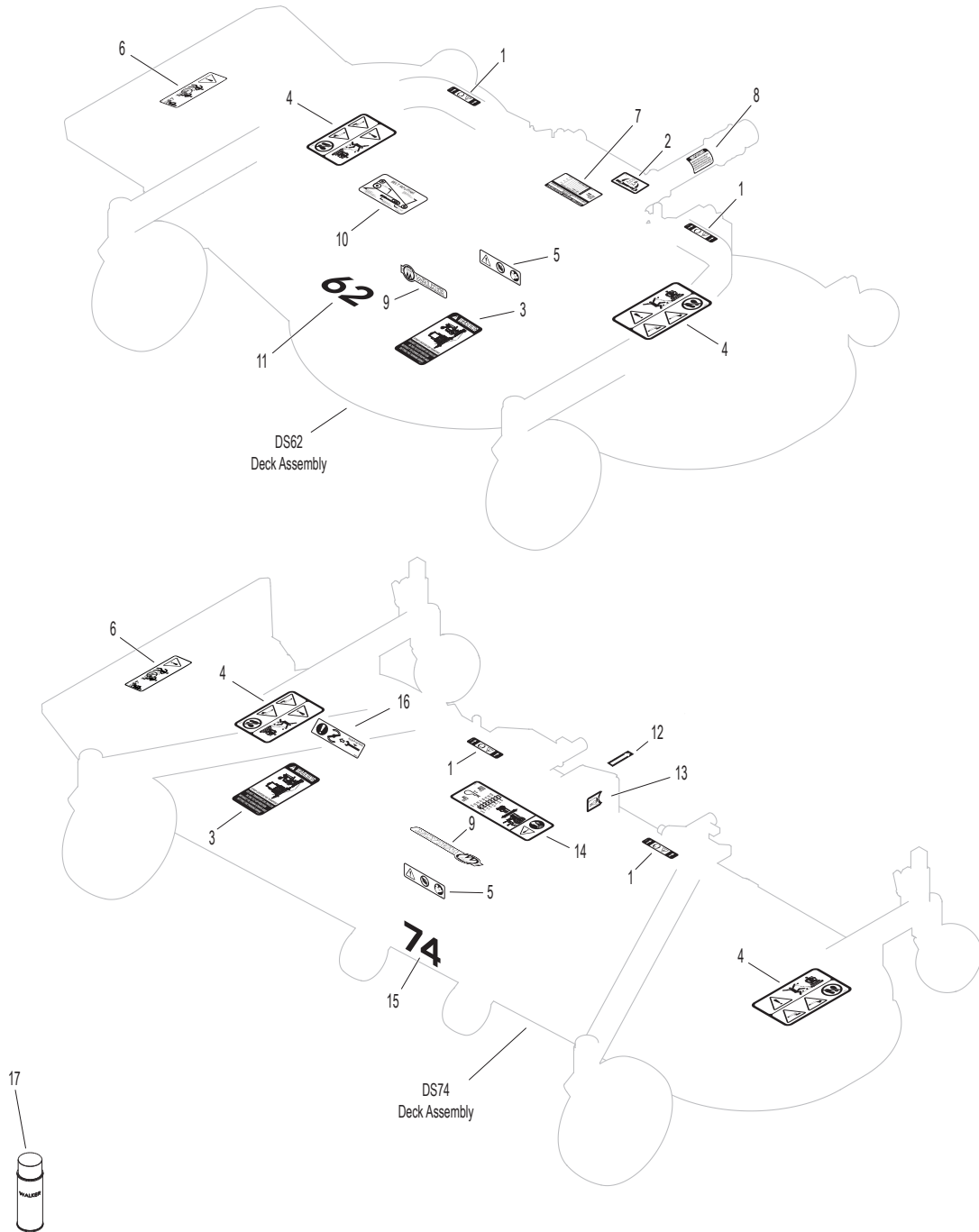
1	8600-15	Caution, Pivot Joint	Carrier Frame	2
3	8653-1	Transport Warning	Deck Housing	1
4	8600-28	Danger, Rotating Blades	Deck Housing (one on each end)	2
5	8600-14	Danger, Tilt-Up	Carrier Frame, Front	1
6	5848-3	Danger, Side Discharge Shield	Side Discharge Shield	1
9	5809-2	Decal, Walker	Carrier Frame	1
12	6875	PTO Alignment Arrow	Universal Joint Shaft Assembly	1
13	5846-1	Grease Fitting	PTO Shaft Guard	1
14	8600-7	Cutting Height Adjustment	Gearbox Cover, RH	1
15	7689	Decal (74")	Deck Housing, Front	1
16	8600-9	Blade Mounting Torque	Gearbox Cover, RH	1

Touch-Up Paint

17	5866	Touch-Up Paint, Yellow (12 oz. Aerosol)		
----	------	---	--	--

NOTE: All parts requiring decals are shipped with decals applied.

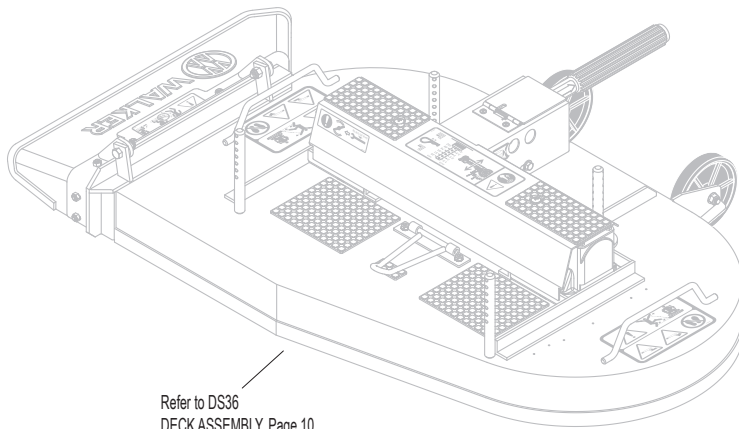
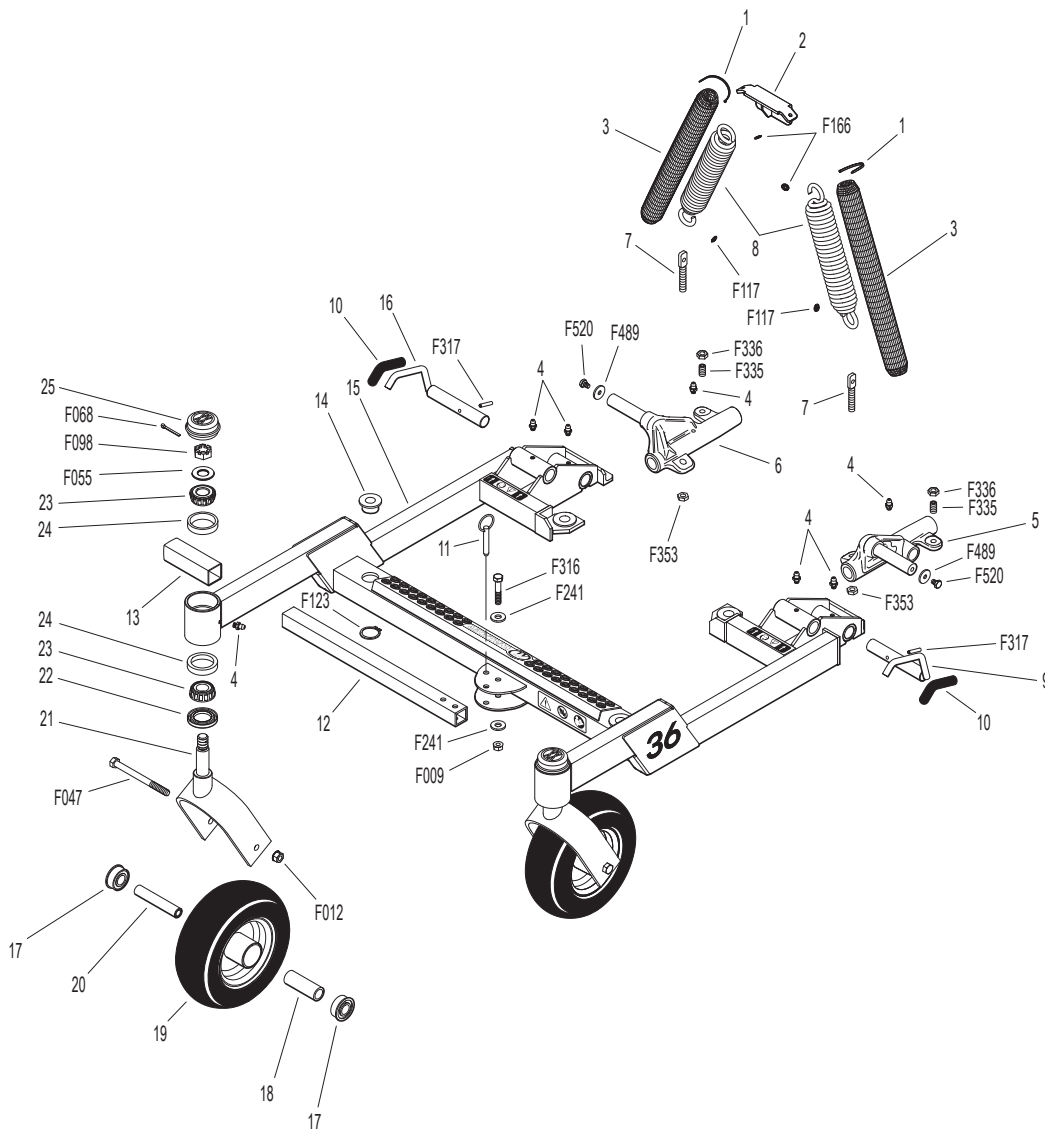
62" & 74" DECK DECALS / TOUCH-UP PAINT



36 INCH COMPLETE CARRIER FRAME ASSEMBLY

ITEM NO.	PART NO.	DESCRIPTION	NO. REQ'D	ITEM NO.	PART NO.	DESCRIPTION	NO. REQ'D
Spring and Pivot Mount Components				Fasteners			
1	5975-3	Cable Tie (50# x 7")	4	F009		5/16-18 Whiz Locknut	1
2	5744-1	Spring Clip Bracket	1	F012		3/8-16 Keps Nut	2
3	5743-1	Spring Cover	2	F047		3/8-16 x 4-1/2 Hex Bolt	2
4	5830	Grease Fitting	8	F055		5/8 SAE Washer	2
5	8667-3	Pivot Mount Assembly, LH/Adj. (Includes Items # 4, F353, F489 & F520)	*	F068		1/8 x 1 Cotter Pin	2
6	8667-4	Pivot Mount Assembly, RH/Adj. (Includes Items # 4, F353, F489 & F520)	*	F098		5/8-18 Slotted Hex Nut	2
7	5743-4	Eyebolt (3/8-16 x 2-3/4)	2	F117		Retainer Ring	2
8	5743-8	Extension Spring (1-1/2 x 7-3/4) (Includes Items # 1, F117 & F166)	2	F123		1" External Snap Ring	4
				F166		Retainer Ring	2
				F241		.375 x .875 x .10 Washer	2
				F316		5/16-18 x 1-3/4 Hex Bolt	1
				F317		3/16 x 1 Split Spring Pin	2
				F335		3/8-16 x 7/8 Set Screw, SS	2
				F336		3/8-16 Jam Nut	2
				F353		3/8-16 ESNA LP Nut	2
				F489		Washer 1/4 x 7/8 x .090	2
				F520		1/4-28 x 3/8 Hex Bolt	2
Carrier Frame Components				* Service Part Only			
9	8674-11	Lever, Deck Lock, LH	1	** May be ordered as a kit for dealer installation. Contact your Walker dealer.			
10	7406-1	Handle Grip (Red)	2	NOTE: When installing Item # 8 on decks prior to S/N DX-62875, the swivel hook end should be attached to the deck carrier frame.			
11	7775-4	Detent Pin (5/16 x 1-1/2)	1				
12	6811-2	Tilt Bar With Grip (14-1/2") (Includes Item # 13)	1				
13	5850-5	Handle Grip (1 x 1 x 3-3/4")	1				
14	5740-2	Deck Pin Bushing (5/8)	4				
15	5708-6	36" Carrier Frame (Less Pivots)	1				
	5708-1	36" Carrier Frame W/Forks (Less Pivots) (Includes Items # 21-23, 25, F055, F068 & F098)	*				
16	8674-10	Lever, Deck Lock, RH	1				
Caster Wheel Components							
17	5714-8	Bearing, Caster Wheel	4				
18	5714-9	Spacer Tube	2				
19	5715-18	Caster Wheel & Tire/No-Flat (8 x 3.00-4) (Includes Items # 17, 18 & 20)	2				
	5715-16	Tire, Caster Wheel/No-Flat (8 x 3.00-4)	*				
	5715-17	Caster Wheel, Pneumatic (8 x 3.00-4) (Includes Items # 17, 18 & 20)	**				
	5715-15	Caster Wheel Tire, Pneumatic (8 x 3.00-4)	**				
	5715-9	Tire Tube, Pneumatic (2.80/2.50-4)	**				
20	5714-6	Axle Spacer Tube	2				
21	5770-1	Caster Wheel Fork	2				
22	8768-1	Seal (1-3/4 x 1-1/8)	2				
23	8037	Bearing Cone (3/4 ID)	4				
24	8769-1	Bearing Cup (1-3/4 x 1-7/16)	4				
25	8769-10	Dust Cap, Deck Caster	2				

36 INCH COMPLETE CARRIER FRAME ASSEMBLY



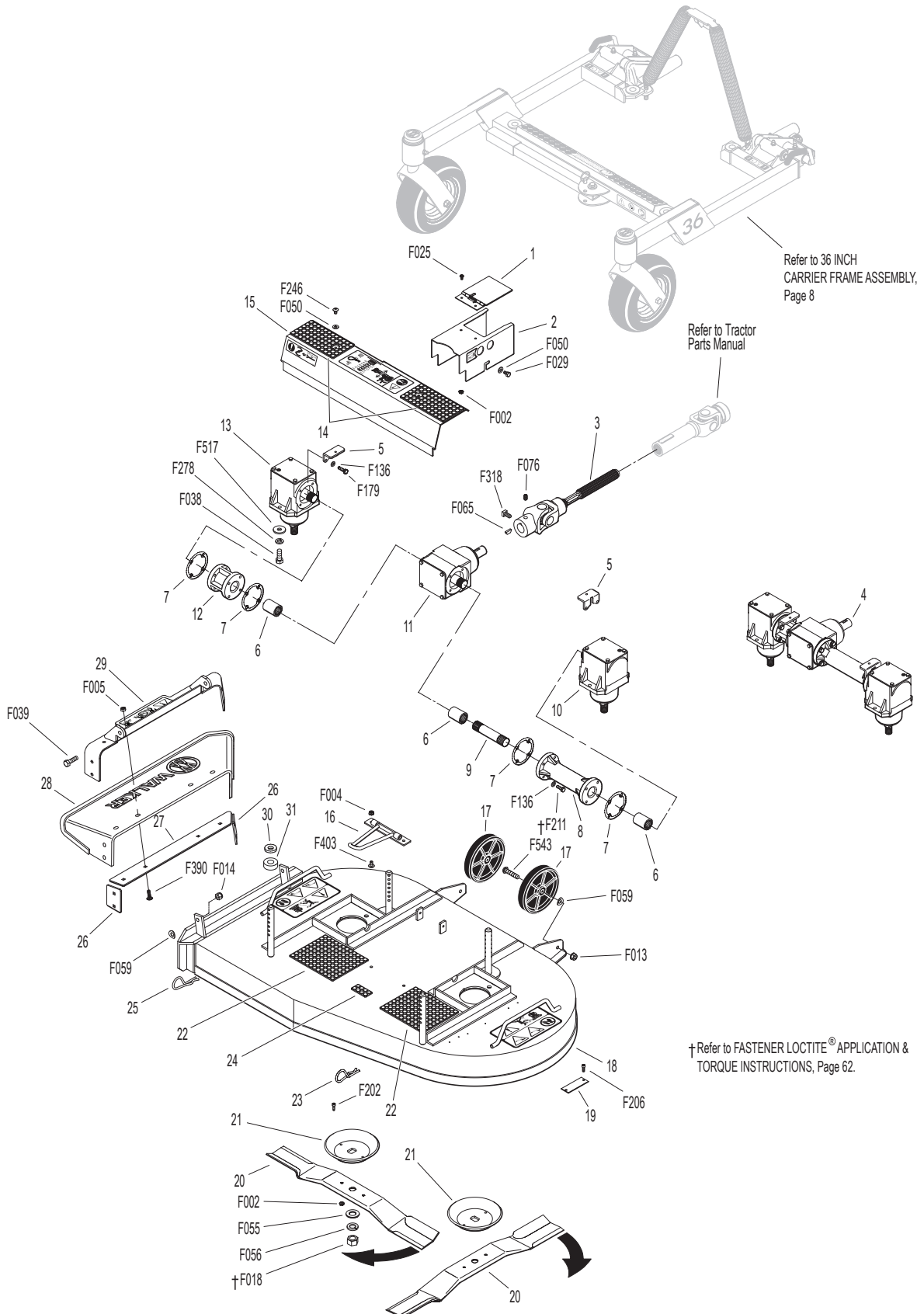
Refer to DS36
DECK ASSEMBLY, Page 10

Refer to LUBRICATION POINTS, Page 58.

DS36 DECK ASSEMBLY

ITEM NO.	PART NO.	DESCRIPTION	NO. REQ'D	ITEM NO.	PART NO.	DESCRIPTION	NO. REQ'D
Gearbox and Drive Components				26	5709-17	End Backup Plate	2
1	8618-1	Cover, PTO Shaft Guard	1	27	5709-16	Center Backup Plate	1
2	8619-2	PTO Shaft Guard	1	28	5709-15	DS42 Discharge Shield, Rubber	1
	8618-3	PTO Shaft Guard Assembly (Includes Items # 1, 2, F002 & F025)	*	29	5709-1	DS42 Rubber Shield Frame	1
3	5285-5	U-Joint Shaft Assembly (90 Degree) Spline, Keyed (Includes Items # F065, F076 & F318)	1	30	5727-1	Washer Shim (5/8 ID)	4
4	6711-3	HD Gearbox and Tube Assembly (Includes Items # 5-13, F136, F179 & F211)	1	31	7434-1	Washer 1-3/8 x 5/8-1/2 Thick	4
5	5704-1	Gearbox Cover Support	2	Fasteners			
6	6054	Spline Coupling	3	F002	10-24 Keps Nut		6
7	P007	Gasket, Cap (Peerless #788030)	4	F004	1/4-20 Keps Nut		2
8	5065	Gearbox Connector Tube (7-11/16)	1	F005	1/4-20 ESNA Nut		8
9	6733-4	Connecting Shaft (5-5/16)	1	F013	3/8-16 Whiz Locknut		2
10	5052-9	HD Gearbox (1:1.2) CCW-CCW	1	F014	3/8-16 ESNA Nut		2
11	5051-5	HD Tee Gearbox (1:1) CW-CW & CCW	1	F018	5/8-18 Hex Nut		2
12	5060	Gearbox Connector Tube (2-5/16)	1	F025	10-24 x 3/8 PPHMS		2
13	5053-7	HD Gearbox (1:1.2) CW-CCW	1	F029	1/4-20 x 1/2 Hex Bolt		2
14	5747-11	Rubber Mat (3 x 6)	2	F038	3/8-16 x 1 Hex Bolt		4
15	5746-6	36" Gearbox Cover (Includes Item # 14)	1	F039	3/8-16 x 1-1/4 Hex Bolt		2
Deck Housing Components				F050	1/4 SAE Washer		4
16	8670	Tilt-Up Hook	1	F055	5/8 SAE Washer		2
17	5162-12	Roller Wheel (5" Poly) (Includes Items # F013, F059 & F543)	2	F056	5/8 Split Lock Washer		2
18	5710-17	36 SD Deck Assembly (Includes Items # 17, 22, 24 & F543)	1	F059	3/8 Wave Spring Washer		4
19	NS	Deck Serial Number Plate	1	F065	3/16 x 3/4 Woodruff Key (#606)		1
20	5705-1	Blade, 20" (RH Rotation)	2	F076	3/8-16 x 5/8 SQH Set Screw		1
	5705-5	36 SD Blade Set W/Hubs (Includes Items # 20, 21, F002 & F202)	*	F136	AN960C416L Washer		16
21	5706	Blade Hub & Trash Guard	2	F179	1/4-20 x 1 Hex Bolt		4
22	8735-10	Rubber Mat (5 x 6)	2	F202	10-24 x 5/8 SHC Screw, GR5 SS		4
23	7775-1	Hitch Pin, LH (Silver) #6	2	F206	#2 x 3/16 Drive Pin		2
24	8788-1	Rubber Mat (1 x 2)	1	F211	1/4-20 x 7/8 Hex Bolt		12
25	7775-2	Hitch Pin, RH (Gold) #6	2	F246	1/4-20 x 1/2 PTHMS		2
				F278	3/8 Split Lock Washer		4
				F318	3/8-16 x 3/4 SQH Set Screw		1
				F390	1/4-20 x 7/8 Carriage Bolt		8
				F403	1/4-20 x 1/2 PTHMS, SS		2
				F517	Washer 3/8 x 1-1/8 x 1/8		4
				F543	3/8-16 x 1-1/2 BH Cap Screw		2
				* Service Part Only			

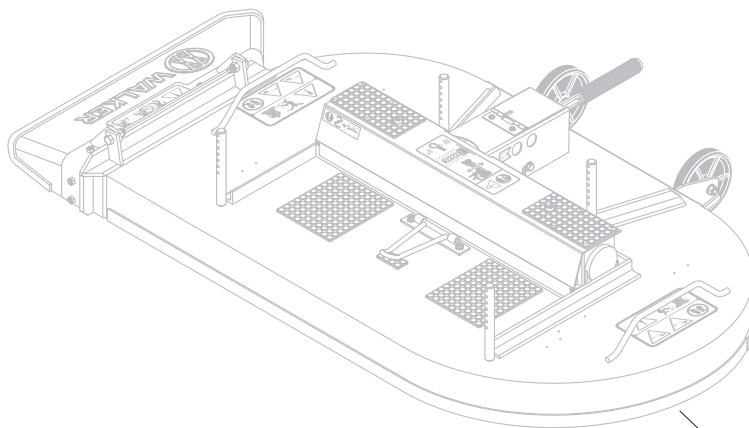
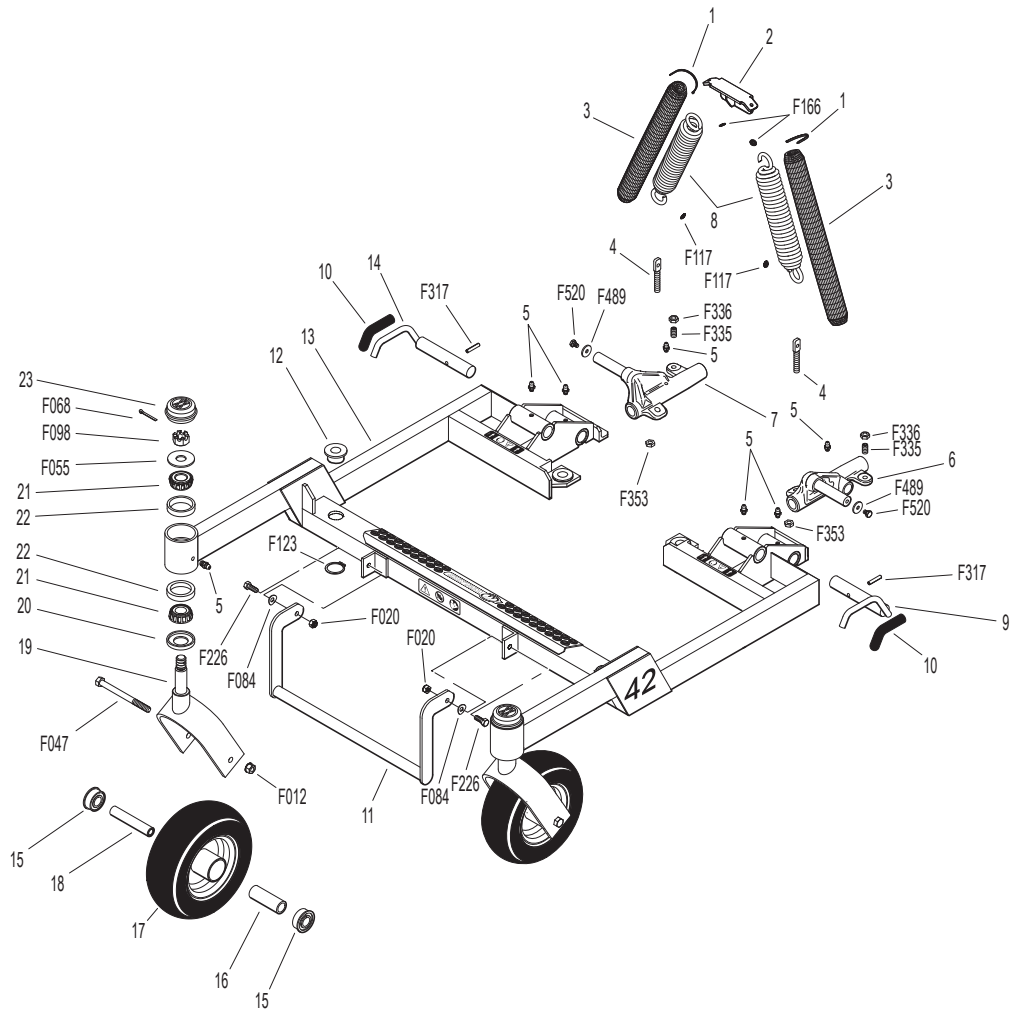
DS36 DECK ASSEMBLY



42 INCH COMPLETE CARRIER FRAME ASSEMBLY

ITEM NO.	PART NO.	DESCRIPTION	NO. REQ'D	ITEM NO.	PART NO.	DESCRIPTION	NO. REQ'D
Spring and Pivot Mount Components				Fasteners			
1	5975-3	Cable Tie (50# x 7")	4	F012		3/8-16 Keps Nut	2
2	5744-1	Spring Clip Bracket	1	F020		5/16-18 ESNA Nut	2
3	5743-1	Spring Cover	2	F047		3/8-16 x 4-1/2 Hex Bolt	2
4	5743-4	Eyebolt (3/8-16 x 2-3/4)	2	F055		5/8 SAE Washer	2
5	5830	Grease Fitting	8	F068		1/8 x 1 Cotter Pin	2
6	8667-3	Pivot Mount Assembly, LH/Adj. (Includes Items # 5, F353, F489 & F520)	*	F084		5/16 Wave Spring Washer	2
7	8667-4	Pivot Mount Assembly, RH/Adj. (Includes Items # 5, F353, F489 & F520)	*	F098		5/8-18 Slotted Hex Nut	2
8	5743-8	Extension Spring (1-1/2 x 7-3/4) (Includes Items # 1, F117 & F166)	2	F117		Retainer Ring	2
				F123		1" External Snap Ring	4
				F166		Retainer Ring	2
				F226		5/16-18 x 7/8 Hex Bolt	2
				F317		3/16 x 1 Split Spring Pin	2
				F335		3/8-16 x 7/8 Set Screw, SS	2
				F336		3/8-16 Jam Nut	2
				F353		3/8-16 ESNA LP Nut	2
				F489		Washer 1/4 x 7/8 x .090	2
				F520		1/4-28 x 3/8 Hex Bolt	2
Carrier Frame Components				* Service Part Only			
9	8674-11	Lever, Deck Lock, LH	1	** May be ordered as a kit for dealer installation. Contact your Walker dealer.			
10	7406-1	Handle Grip (Red)	2				
11	8669-3	Lift Handle	1				
12	5740-2	Deck Pin Bushing (5/8)	4				
13	8660-16	42" Carrier Frame W/Forks (Includes Items # 19-21, 23, F055, F068 & F098)	1				
	8660-15	42" Carrier Frame	*				
14	8674-10	Lever, Deck Lock, RH	1				
Caster Wheel Components				NOTE: When installing Item # 8 on decks prior to S/N DX-62875, the swivel hook end should be attached to the deck carrier frame.			
15	5714-8	Bearing, Caster Wheel	4				
16	5714-9	Spacer Tube	2				
17	5715-18	Caster Wheel & Tire/No-Flat (8 x 3.00-4) (Includes Items # 15, 16 & 18)	2				
	5715-16	Tire, Caster Wheel/No-Flat (8 x 3.00-4)	*				
	5715-17	Caster Wheel, Pneumatic (8 x 3.00-4) (Includes Items # 15, 16 & 18)	**				
	5715-15	Caster Wheel Tire, Pneumatic (8 x 3.00-4)	**				
	5715-9	Tire Tube, Pneumatic (2.80/2.50-4)	**				
18	5714-6	Axle Spacer Tube	2				
19	5770-1	Caster Wheel Fork	2				
20	8768-1	Seal (1-3/4 x 1-1/8)	2				
21	8037	Bearing Cone (3/4 ID)	4				
22	8769-1	Bearing Cup (1-3/4 x 1-7/16)	4				
23	8769-10	Dust Cap, Deck Caster	2				

42 INCH COMPLETE CARRIER FRAME ASSEMBLY



Refer to DS42
DECK ASSEMBLY, Page 14

Refer to LUBRICATION POINTS, Page 58.

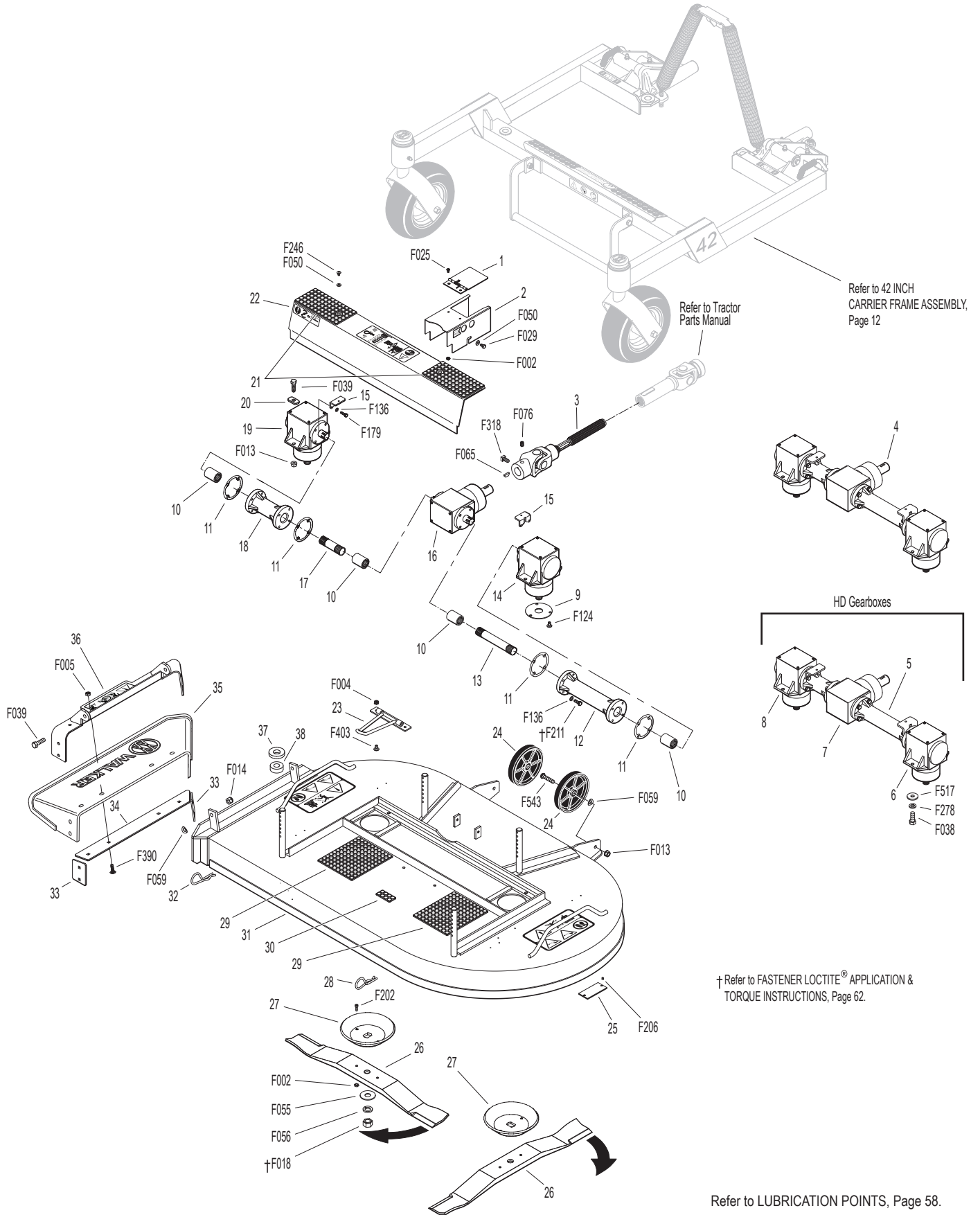
DS42 DECK ASSEMBLY

INCL. OPTIONAL HD GEARBOXES

ITEM NO.	PART NO.	DESCRIPTION	NO. REQ'D	ITEM NO.	PART NO.	DESCRIPTION	NO. REQ'D
Gearbox and Drive Components				32	7775-2	Hitch Pin, RH (Gold) #6	2
1	8618-1	Cover, PTO Shaft Guard	1	33	5709-17	End Backup Plate	2
2	8619	PTO Shaft Guard	1	34	5709-16	Center Backup Plate	1
	8618	PTO Shaft Guard Assembly (Includes Items # 1, 2, F002 & F025)	*	35	5709-15	DS42 Discharge Shield, Rubber	1
3	5285-5	U-Joint Shaft Assembly (90 Degree) Spline, Keyed (Includes Items # F065, F076 & F318)	1	36	5709-1	DS42 Rubber Shield Frame	1
4	6704-16	Gearbox and Tube Assembly (Includes Items # 9-19, F124, F136, F179 & F211)	1	37	5727-1	Washer Shim (5/8 ID)	4
5	6711-7	HD Gearbox and Tube Assembly (Includes Items # 6-8, 10-13, 15, 17, 18, F136, F179 & F211)	**	38	7434-1	Washer 1-3/8 x 5/8-1/2 Thick	4
6	5052-13	HD Gearbox (1:1) CCW/CCW	**	Fasteners			
7	5051-5	HD Tee Gearbox (1:1) CW-CW & CCW	**	F002	10-24 Keps Nut		6
8	5053-3	HD Gearbox (1:1) CW-CCW	**	F004	1/4-20 Keps Nut		2
9	5706-4	Seal Protector Plate	2 ^Δ	F005	1/4-20 ESNA Nut		9
10	6054	Spline Coupling	4	F013	3/8-16 Whiz Locknut		6
11	P007	Gasket, Cap (Peerless #788030)	4	F014	3/8-16 ESNA Nut		2
12	5063	Gearbox Connector Tube (8-5/8)	1	F018	5/8-18 Hex Nut		2
13	6733-3	Connecting Shaft (6-1/4)	1	F025	10-24 x 3/8 PPHMS		2
14	5052-1	Gearbox (LH Rotation)	1	F029	1/4-20 x 1/2 Hex Bolt		2
15	5704-1	Gearbox Cover Support	2	F038	3/8-16 x 1 Hex Bolt		4***
16	5051-2	Tee Gearbox, Keyed (7/8" Dia. Shaft)	1	F039	3/8-16 x 1-1/4 Hex Bolt		6
17	6733-1	Connecting Shaft (2")	1	F050	1/4 SAE Washer		4
18	5062	Gearbox Connector Tube (4-3/8)	1	F055	5/8 SAE Washer		2
19	5053-1	Gearbox (RH Rotation)	1	F056	5/8 Split Lock Washer		2
20	5052-3	1.375 x .750 x .187 Washer	4 ^Δ	F059	3/8 Wave Spring Washer		4
21	5747-11	Rubber Mat (3 x 6)	2	F065	3/16 x 3/4 Woodruff Key (#606)		1
22	5785-5	42" Gearbox Cover (Includes Item # 21)	1	F076	3/8-16 x 5/8 SQH Set Screw		1
Deck Housing Components				F124	10-32 x 3/8 Tapitite Machine Screw		6
23	8670	Tilt-Up Hook	1	F136	AN960C416L Washer		16
24	5162-12	Roller Wheel (5" Poly) (Includes Items # F013, F059 & F543)	2	F179	1/4-20 x 1 Hex Bolt		4
25	NS	Deck Serial Number Plate	1	F202	10-24 x 5/8 SHC Screw, GR5 SS		4
26	5705-3	Blade, 22" (RH Rotation)	2	F206	#2 x 3/16 Drive Pin		2
	5705-7	42 SD Blade Set With Hubs (Includes Items # 26, 27, F002 & F202)	*	F211	1/4-20 x 7/8 Hex Bolt		12
27	5706	Blade Hub & Trash Guard	2	F246	1/4-20 x 1/2 PTHMS		2
28	7775-1	Hitch Pin, LH (Silver) #6	2	F278	3/8 Split Lock Washer		4***
29	8735-10	Rubber Mat (5 x 6)	2	F318	3/8-16 x 3/4 SQH Set Screw		1
30	8788-1	Rubber Mat (1 x 2)	1	F390	1/4-20 x 7/8 Carriage Bolt		8
31	5703-15	42 SD Deck Housing (Includes Items # 29 & 30)	1	F403	1/4-20 x 1/2 PTHMS, SS		2
				F517	Washer 3/8 x 1-1/8 x 1/8		4***
				F543	3/8-16 x 1-1/2 BH Cap Screw		2
				* Service Part Only			
				** Item(s) used on the HD version of standard gearboxes. The HD cast iron gearboxes are interchangeable with Standard aluminum gearboxes.			
				*** Hardware used on HD gearbox configuration.			
				Δ Used on standard aluminum gearbox configuration.			

DS42 DECK ASSEMBLY

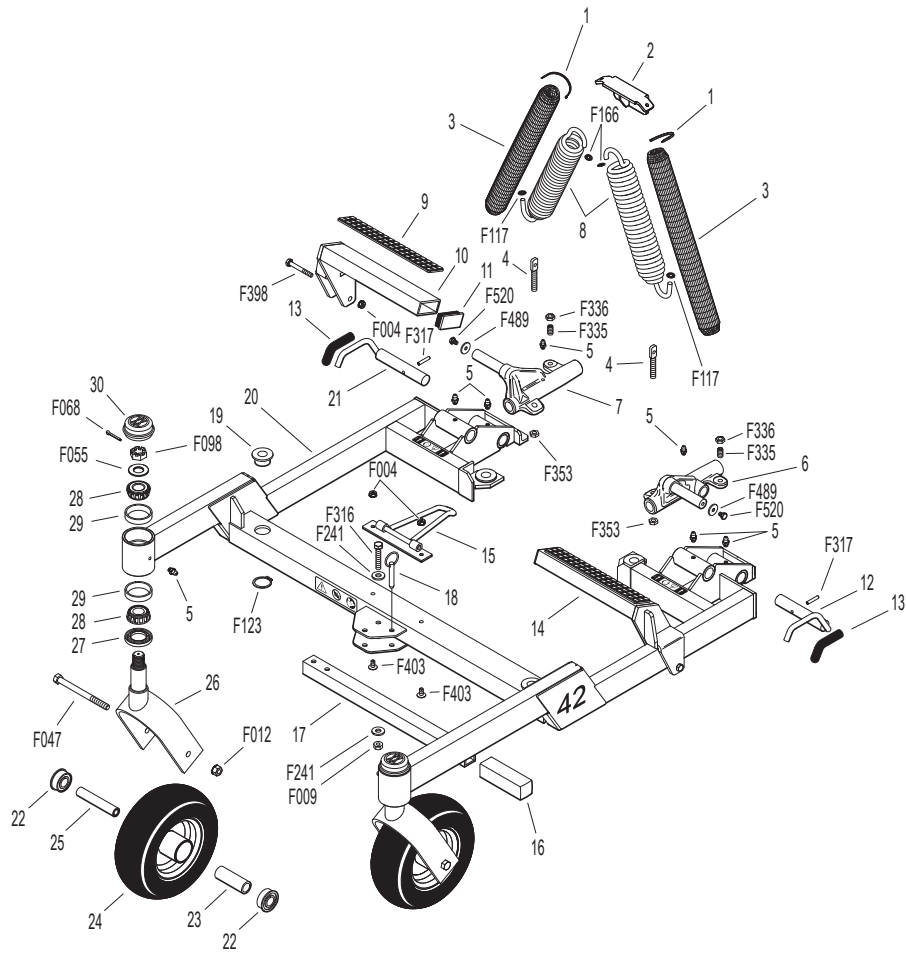
INCL. OPTIONAL HD GEARBOXES



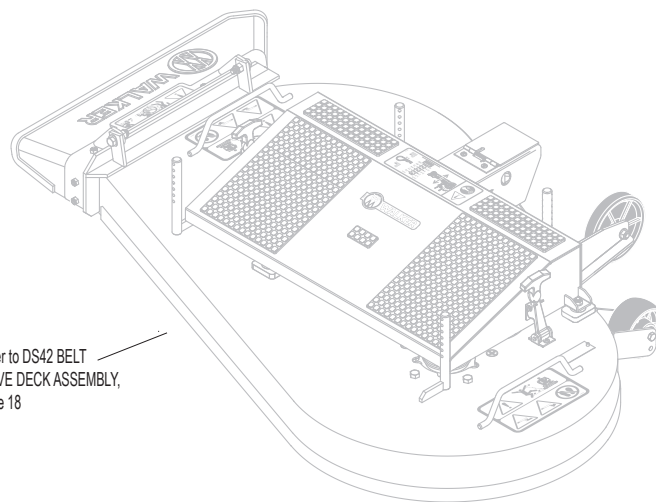
42 INCH BELT DRIVE COMPLETE CARRIER FRAME ASSEMBLY

ITEM NO.	PART NO.	DESCRIPTION	NO. REQ'D	ITEM NO.	PART NO.	DESCRIPTION	NO. REQ'D
Spring and Pivot Mount Components				Fasteners			
1	5975-3	Cable Tie (50# x 7")	4	F004		1/4-20 Keps Nut	4
2	5744-1	Spring Clip Bracket	1	F009		5/16-18 Whiz Locknut	1
3	5743-1	Spring Cover	2	F012		3/8-16 Keps Nut	2
4	5743-4	Eyebolt (3/8-16 x 2-3/4)	2	F047		3/8-16 x 4-1/2 Hex Bolt	2
5	5830	Grease Fitting	8	F055		5/8 SAE Washer	2
6	8667-3	Pivot Mount Assembly, LH/Adj. (Includes Items # 5, F353, F489 & F520)	*	F068		1/8 x 1 Cotter Pin	2
7	8667-4	Pivot Mount Assembly, RH/Adj. (Includes Items # 5, F353, F489 & F520)	*	F098		5/8-18 Slotted Hex Nut	2
8	5743-8	Extension Spring (1-1/2 x 7-3/4) (Includes Items # 1, F117 & F166)	2	F117		Retainer Ring	2
Carrier Frame Components				F123		1" External Snap Ring	4
9	5747-9	Rubber Mat (1.5 x 8.5)	2	F166		Retainer Ring	2
10	8662-2	Footrest, RH (Includes Items # 9 & 11)	1	F241		.375 x .875 x .10 Washer	2
11	8662-4	Rectangular Plug (1 x 2)	2	F316		5/16-18 x 1-3/4 Hex Bolt	1
12	8674-11	Lever, Deck Lock, LH	1	F317		3/16 x 1 Split Spring Pin	2
13	7406-1	Handle Grip (Red)	2	F335		3/8-16 x 7/8 Set Screw, SS	2
14	8662-3	Footrest, LH (Includes Items # 9 & 11)	1	F336		3/8-16 Jam Nut	2
15	8670	Tilt-Up Hook	1	F353		3/8-16 ESNA LP Nut	2
16	5850-5	Handle Grip (1 x 1 x 3-3/4)	1	F398		1/4-20 x 2 Hex Bolt	2
17	6811-2	Tilt Bar With Grip (14-1/2") (Includes Item # 16)	1	F403		1/4-20 x 1/2 PTHMS, SS	2
18	7775-4	Detent Pin (5/16 x 1-1/2)	1	F489		Washer 1/4 x 7/8 x .090	2
19	5740-2	Deck Pin Bushing (5/8)	4	F520		1/4-28 x 3/8 Hex Bolt	2
20	5700-13	42BD Carrier Frame (Tapered Bearings)	1	* Service Part Only			
	5700-14	42BD Carrier Frame W/Forks (Tapered Bearings)	*				
21	8674-10	Lever, Deck Lock, RH	1	** May be ordered as a kit for dealer installation. Contact your Walker dealer.			
Caster Wheel Components							
22	5714-8	Bearing, Caster Wheel	4				
23	5714-9	Spacer Tube	2				
24	5715-18	Caster Wheel & Tire/No-Flat (8 x 3.00-4) (Includes Items # 22, 23 & 25)	2				
	5715-16	Tire, Caster Wheel/No-Flat (8 x 3.00-4)	*				
	5715-17	Caster Wheel, Pneumatic (8 x 3.00-4) (Includes Items # 22, 23 & 25)	**				
	5715-15	Caster Wheel Tire, Pneumatic (8 x 3.00-4)	**				
	5715-9	Tire Tube, Pneumatic (2.80/2.50-4)	**				
25	5714-6	Axle Spacer Tube	2				
26	5770-1	Caster Wheel Fork	2				
27	8768-1	Seal (1-3/4 x 1-1/8)	2				
28	8037	Bearing Cone (3/4 ID)	4				
29	8769-1	Bearing Cup (1-3/4 x 1-7/16)	4				
30	8769-10	Dust Cap, Deck Caster	2				

42 INCH BELT DRIVE COMPLETE CARRIER FRAME ASSEMBLY



Refer to DS42 BELT
DRIVE DECK ASSEMBLY,
Page 18

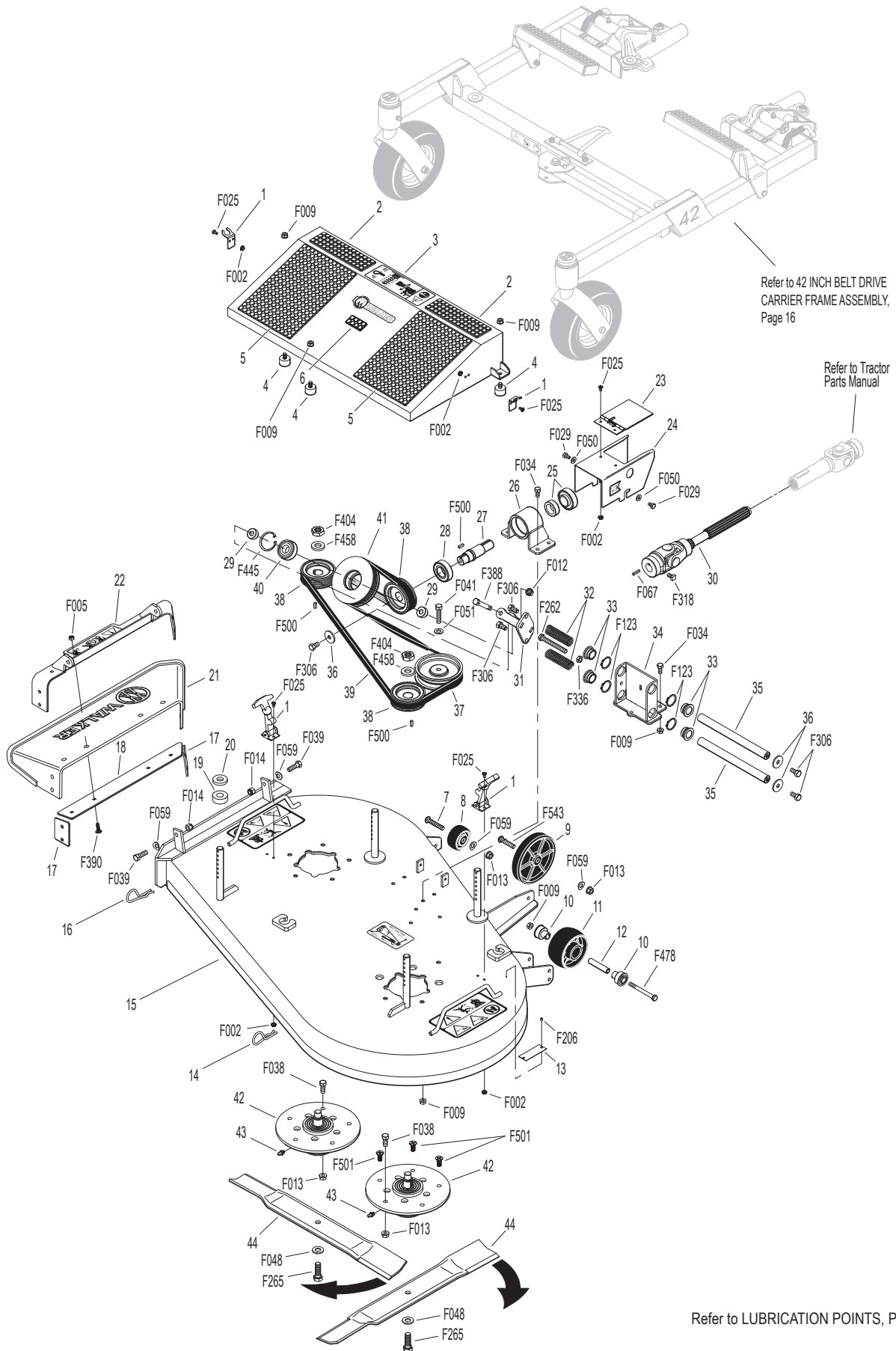


Refer to LUBRICATION POINTS, Page 58.

DS42 BELT DRIVE DECK ASSEMBLY

ITEM NO.	PART NO.	DESCRIPTION	NO. REQ'D	ITEM NO.	PART NO.	DESCRIPTION	NO. REQ'D
Deck Housing Components				Blade Spindle Components			
1	2110	Hood Latch Assembly	2	42	8052-4	Blade Spindle	2
2	2786-3	Rubber Mat (2 x 7)	2	43	5830	Grease Fitting	2
3	8662-6	Footrest / 42BD (Includes Items # 2, 5 & 6)	1	44	7705-22	Blade, 21.750 (RH Rotation)	2
4	4845	Rubber Bumper (1.0 x .625)	3	Fasteners			
5	2786-2	Rubber Mat (7 x 9-1/2)	2	F002	10-24 Keps Nut		10
6	8788-1	Rubber Mat (1 x 2)	1	F005	1/4-20 ESNA Nut		9
7	8490-1	Roller Wheel Axle Bolt	1	F009	5/16-18 Whiz Locknut		11
8	9772	Roller Wheel Assembly (2-1/2) (Includes Item # F059)	1	F012	3/8-16 Keps Nut		1
9	5162-12	Roller Wheel (5") (Includes Items # F013, F059 & F543)	1	F013	3/8-16 Whiz Locknut		12
10	6715-3	Roller Wheel Bearing	2	F014	3/8-16 ESNA Nut		2
11	6715-2	Roller Wheel	1	F025	10-24 x 3/8 PPHMS		10
12	6715-4	Axle Spacer Tube	1	F029	1/4-20 x 1/2 Hex Bolt		2
13	NS	Deck Serial Number Plate	1	F034	5/16-18 x 3/4 Hex Bolt		7
14	7775-1	Hitch Pin/LH Silver (#6)	2	F038	3/8-16 x 1 Hex Bolt		7
15	5707-4	42BD Deck Assembly	1	F039	3/8-16 x 1-1/4 Hex Bolt		2
16	7775-2	Hitch Pin/RH Gold (#6)	2	F041	3/8-16 x 1-3/4 Hex Bolt		1
17	5709-17	End Backup Plate	2	F048	1/2 SAE Washer		2
18	5709-16	Center Backup Plate	1	F050	1/4 SAE Washer		2
19	7434-1	Washer 1-3/8 x 5/8-1/2 Thick	4	F051	3/8 SAE Washer		1
20	5727-1	Washer Shim (5/8 ID)	4	F059	3/8 Wave Spring Washer		4
21	5709-15	DS42 Discharge Shield, Rubber	1	F067	3/16 x 3/16 x 1 Key		1
22	5709-1	DS42 Rubber Shield Frame	1	F123	1" External Snap Ring		4
Blade Drive Components				F206	#2 x 3/16 Drive Pin		2
23	8618-1	Cover, PTO Shaft Guard	1	F262	3/8-16 x 4 Hex Bolt All Thread		1
24	8619-5	PTO Shaft Guard, 42BD	1	F265	1/2-20 x 1-1/2 Hex Bolt		2
25	5270	Bearing W/Collar (1")	1	F306	3/8-16 x 3/4 Hex Bolt		5
26	8726-1	PTO Bearing Housing	1	F318	3/8-16 x 3/4 SQH Set Screw		2
27	8726-2	PTO Drive Shaft	1	F336	3/8-16 Jam Nut		1
28	5270-1	Pivot Bearing	1	F388	3/8-16 x 2-1/2 Hex Bolt		1
29	2245-6	Idler Pulley Shaft	2	F390	1/4-20 x 7/8 Carriage Bolt		8
30	5285-4	U-Joint Shaft Assembly (13-3/8) (Includes Item # F318)	1	F404	5/8-18 Jam Nut		2
31	8724-14	Idler Mount Weldment	1	F445	1-7/8 Internal Snap Ring		1
32	5195-2	Compression Spring (1 x 6-3/8) (Black)	2	F458	Washer 1-1/4 x 5/8 x 3/16		2
33	2724-17	Guide Rod Bushing	4	F478	5/16-18 x 3-1/4 Hex Bolt		1
34	8724-15	Mount Base	1	F500	3/16 x 3/16 x 9/16 Key		3
35	2724-16	Guide Rod (9") Yellow Zinc	2	F501	3/8-16 x 1 FHA Screw, SS		3
36	5841	Retainer Washer (3/8 x 1-1/4)	3	F543	3/8-16 x 1-1/2 BH Cap Screw		1
37	7245-2	Idler Pulley	1				
38	6240-4	Drive Pulley, Micro V (3")	3				
39	8731-1	Blade Drive Belt (780L4-K)	1				
40	2265	Bearing (20mm)	1				
41	2245-2	Idler Pulley	1				

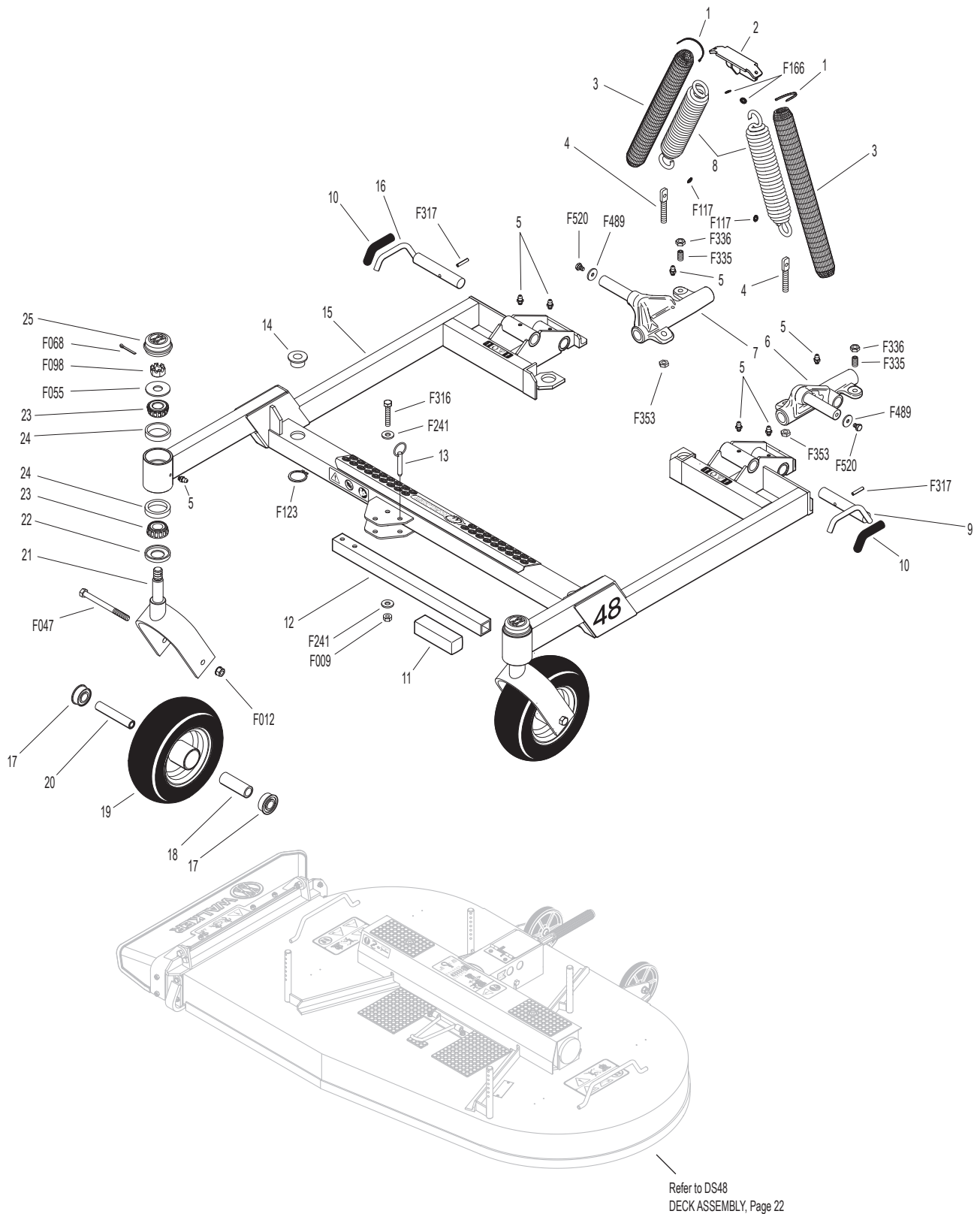
DS42 BELT DRIVE DECK ASSEMBLY



48 INCH COMPLETE CARRIER FRAME ASSEMBLY

ITEM NO.	PART NO.	DESCRIPTION	NO. REQ'D	ITEM NO.	PART NO.	DESCRIPTION	NO. REQ'D
Spring and Pivot Mount Components				Fasteners			
1	5975-3	Cable Tie (50# x 7")	4	F009		5/16-18 Whiz Locknut	1
2	5744-1	Spring Clip Bracket	1	F012		3/8-16 Keps Nut	2
3	5743-1	Spring Cover	2	F047		3/8-16 x 4-1/2 Hex Bolt	2
4	5743-4	Eyebolt (3/8-16 x 2-3/4)	2	F055		5/8 SAE Washer	2
5	5830	Grease Fitting	8	F068		1/8 x 1 Cotter Pin	2
6	8667-3	Pivot Mount Assembly, LH/Adj. (Includes Items # 5, F353, F489 & F520)	*	F098		5/8-18 Slotted Hex Nut	2
7	8667-4	Pivot Mount Assembly, RH/Adj. (Includes Items # 5, F353, F489 & F520)	*	F117		Retainer Ring	2
8	5743-6	Extension Spring (1-1/2 x 7-3/4) (Includes Items # 1, F117 & F166)	2	F123		1" External Snap Ring	4
Carrier Frame Components				F166		Retainer Ring	2
9	8674-11	Lever, Deck Lock, LH	1	F241		.375 x .875 x .10 Washer	2
10	7406-1	Handle Grip (Red)	2	F316		5/16-18 x 1-3/4 Hex Bolt	1
11	5850-5	Handle Grip (1 x 1 x 3-3/4)	1	F317		3/16 x 1 Split Spring Pin	2
12	6811-2	Tilt-Bar With Grip (14-1/2") (Includes Item # 11)	1	F335		3/8-16 x 7/8 Set Screw, SS	2
13	7775-4	Detent Pin (5/16 x 1-1/2)	1	F336		3/8-16 Jam Nut	2
14	5740-2	Deck Pin Bushing (5/8)	4	F353		3/8-16 ESNA LP Nut	2
15	8661-12	48" Carrier Frame (Less Pivots)	1	F489		Washer 1/4 x 7/8 x .090	2
	8661-11	48" Carrier Frame W/Forks (Less Pivots) (Includes Items # 21-23, 25, F055, F068 & F098)	*	F520		1/4-28 x 3/8 Hex Bolt	2
16	8674-10	Lever, Deck Lock, RH	1	* Service Part Only			
Caster Wheel Components				** May be ordered as a kit for dealer installation. Contact your Walker dealer.			
17	5714-8	Bearing, Caster Wheel	4				
18	5714-9	Spacer Tube	2				
19	5715-18	Caster Wheel & Tire/No-Flat (8 x 3.00-4) (Includes Items # 17, 18 & 20)	2				
	5715-16	Tire, Caster Wheel/No-Flat (8 x 3.00-4)	*				
	5715-17	Caster Wheel, Pneumatic (8 x 3.00-4) (Includes Items # 17, 18 & 20)	**				
	5715-15	Caster Wheel Tire, Pneumatic (8 x 3.00-4)	**				
	5715-9	Tire Tube, Pneumatic (2.80/2.50-4)	**				
20	5714-6	Axle Spacer Tube	2				
21	5770-1	Caster Wheel Fork	2				
22	8768-1	Seal (1-3/4 x 1-1/8)	2				
23	8037	Bearing Cone (3/4 ID)	4				
24	8769-1	Bearing Cup (1-3/4 x 1-7/16)	4				
25	8769-10	Dust Cap, Deck Caster	2				

48 INCH COMPLETE CARRIER FRAME ASSEMBLY



Refer to LUBRICATION POINTS, Page 58.

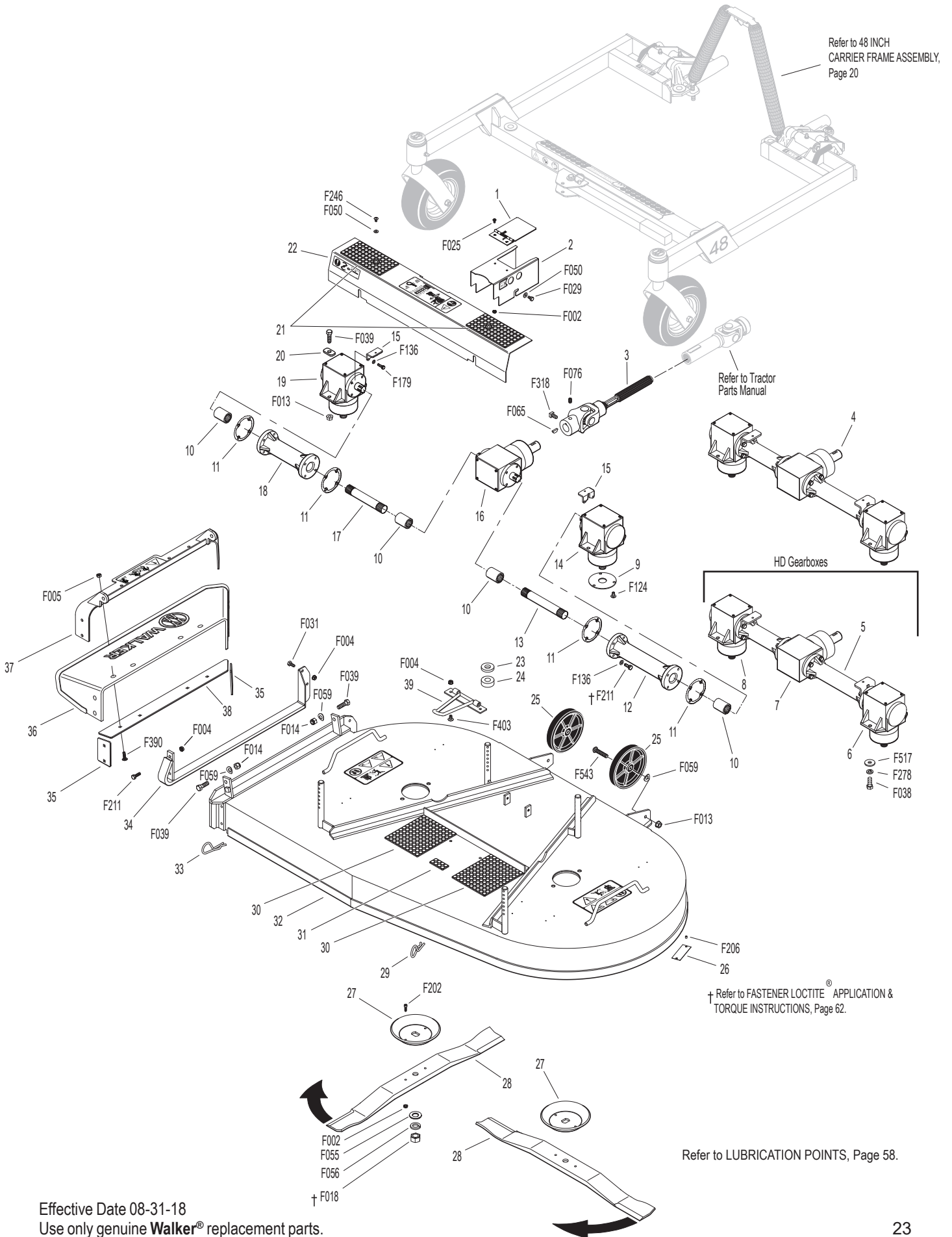
DS48 DECK ASSEMBLY

INCL. OPTIONAL HD GEARBOXES

ITEM NO.	PART NO.	DESCRIPTION	NO. REQ'D	ITEM NO.	PART NO.	DESCRIPTION	NO. REQ'D
Gearbox and Drive Components				33	7775-2	Hitch Pin, RH (Gold) #6	2
1	8618-1	Cover, PTO Shaft Guard	1	34	7707-10	48 SD Skid Bar	1
2	8619	PTO Shaft Guard	1	35	6709-7	End Backup Plate (48")	2
	8618	PTO Shaft Guard Assembly (Includes Items # 1, 2, F002 & F025)	*	36	6709-9	DS48 Discharge Shield, Rubber	1
3	7285-5	U-Joint Shaft Assembly, Spline (Keyed) (Includes Items # F065, F076 & F318)	1	37	6709-4	DS48 Rubber Shield Frame	1
4	6704-9	Gearbox and Tube Assembly (Includes Items # 9-19, F124, F136, F179 & F211)	1	38	6709-6	Center Backup Plate (48")	1
5	6711-12	HD Gearbox and Tube Assembly (Includes Items # 6-8, 10-13, 15, 17, 18, F136, F179 & F211)	**	39	8670	Tilt-Up Hook	1
6	5052-13	HD Gearbox (1:1) CCW-CCW	**	Fasteners			
7	5051-5	HD Tee Gearbox (1:1) CW-CW & CCW	**	F002	10-24 Keps Nut		6
8	5053-3	HD Gearbox (1:1) CW-CCW	**	F004	1/4-20 Keps Nut		6
9	5706-4	Seal Protector Plate	2 ^Δ	F005	1/4-20 ESNA Nut		8
10	6054	Spline Coupling	4	F013	3/8-16 Whiz Locknut		6
11	P007	Gasket, Cap (Peerless #788030)	4	F014	3/8-16 ESNA Nut		2
12	5066	Gearbox Connector Tube (9-5/16)	1	F018	5/8-18 Hex Nut		2
13	6733-6	Connecting Shaft (7")	1	F025	10-24 x 3/8 PPHMS		2
14	5052-1	Gearbox (LH Rotation)	1	F029	1/4-20 x 1/2 Hex Bolt		2
15	5704-1	Gearbox Cover Support	2	F031	1/4-20 x 5/8 Hex Bolt		2
16	5051-2	Tee Gearbox, Keyed (7/8" Dia. Shaft)	1	F038	3/8-16 x 1 Hex Bolt		4***
17	6733-2	Connecting Shaft (4-1/8)	1	F039	3/8-16 x 1-1/4 Hex Bolt		6
18	5061	Gearbox Connector Tube (6-11/16)	1	F050	1/4 SAE Washer		4
19	5053-1	Gearbox (RH Rotation)	1	F055	5/8 SAE Washer		2
20	5052-3	1.375 x .750 x .187 Washer	4 ^Δ	F056	5/8 Split Lock Washer		2
21	5747-12	Rubber Mat (3 x 6)	2	F059	3/8 Wave Spring Washer		4
22	7785-3	48" Gearbox Cover (Includes Item # 21)	1	F065	3/16 x 3/4 Woodruff Key (#606)		1
Deck Housing Components				F076	3/8-16 x 5/8 SQH Set Screw		1
23	5727-1	Washer Shim (5/8 ID)	4	F124	10-32 x 3/8 Taptite Machine Screw		6
24	7434-1	Washer 1-3/8 x 5/8-1/2 Thick	4	F136	AN960C416L Washer		16
25	5162-12	Roller Wheel (5" Poly) (Includes Items # F013, F059 & F543)	2	F179	1/4-20 x 1 Hex Bolt		4
26	NS	Deck Serial Number Plate	1	F202	10-24 x 5/8 SHC Screw, GR5 SS		4
27	5706	Blade Hub & Trash Guard	2	F206	#2 x 3/16 Drive Pin		2
28	7705-1	Blade, 25" (RH Rotation)	2	F211	1/4-20 x 7/8 Hex Bolt		16
	7705-5	48 SD Blade Set With Hubs (Includes Items # 27, 28, F002 & F202)	*	F246	1/4-20 x 1/2 PTHMS		2
29	7775-1	Hitch Pin, LH (Silver) #6	2	F278	3/8 Split Lock Washer		4***
30	8735-10	Rubber Mat (5 x 6)	2	F318	3/8-16 x 3/4 SQH Set Screw		1
31	8788-1	Rubber Mat (1 x 2)	1	F390	1/4-20 x 7/8 Carriage Bolt		8
32	7702-16	48 SD Deck Housing (Includes Items # 30 & 31)	1	F403	1/4-20 x 1/2 PTHMS, SS		2
				F517	Washer 3/8 x 1-1/8 x 1/8		4***
				F543	3/8-16 x 1-1/2 BH Cap Screw		2
				* Service Part Only			
				** Item(s) used on the HD version of standard gearboxes. The HD cast iron gearboxes are interchangeable with Standard aluminum gearboxes.			
				*** Used on HD gearbox configuration.			
				Δ Used on standard aluminum gearbox configuration.			

DS48 DECK ASSEMBLY

INCL. OPTIONAL HD GEARBOXES



Effective Date 08-31-18
Use only genuine Walker® replacement parts.

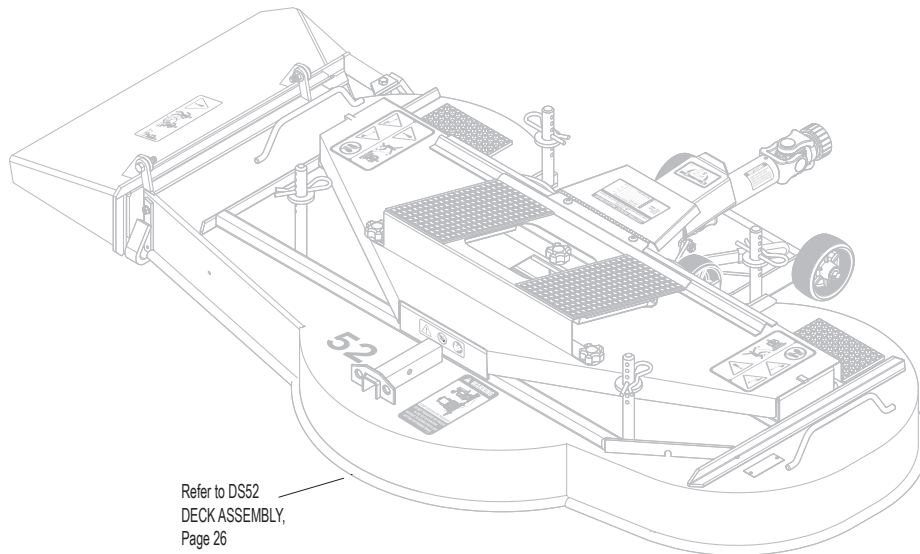
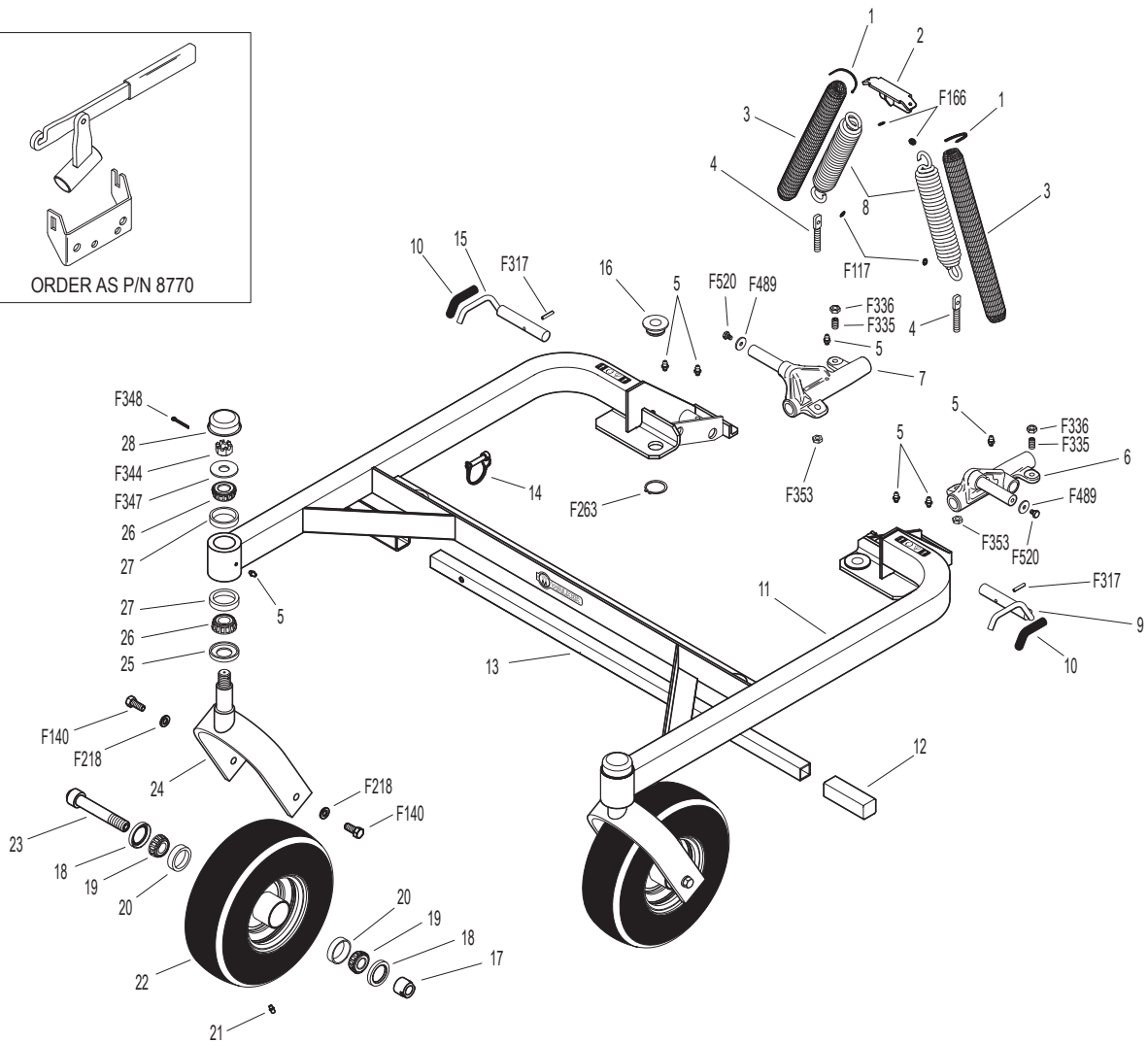
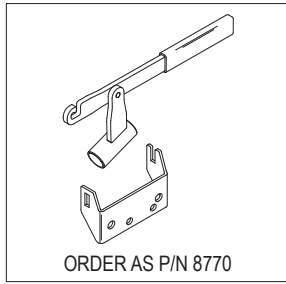
DS52 INCH COMPLETE CARRIER FRAME ASSEMBLY

ITEM NO.	PART NO.	DESCRIPTION	NO. REQ'D	ITEM NO.	PART NO.	DESCRIPTION	NO. REQ'D
Spring and Pivot Mount Components				Caster Wheel Components			
1	5975-3	Cable Tie (50# x 7")	4	17	8766	Axle Nut (3/4-16)	2
2	5744-1	Spring Clip Bracket	1	18	8768-2	Seal, Reverse Lip	4
3	5743-1	Spring Cover	2	19	8037	Bearing Cone (3/4 ID)	4
4	5743-4	Eyebolt (3/8-16 x 2-3/4)	2	20	8037-2	Bearing Race	4
5	5830	Grease Fitting	8	21	5830-3	Grease Fitting (45 Degree)	2
6	8667-3	Pivot Mount Assembly, LH/Adj. (Includes Items # 5, F353, F489 & F520)	*	22	8768-7	Caster Wheel, Pneumatic (11 x 4.00-5) (Includes Items # 20 & 21)	2
7	8667-4	Pivot Mount Assembly, RH/Adj. (Includes Items # 5, F353, F489 & F520)	*		8768-3	Tire, Pneumatic (11 x 4.00-5)	*
8	5743-6	Extension Spring (1-1/2 x 7-3/4) (Includes Items # 1, F117 & F166)	2		8768-5	Caster Wheel (5 x 3)	*
Carrier Frame Components				23	8767	Axle, Caster Wheel (5-1/8)	2
9	8674-11	Lever, Deck Lock, LH	1	24	8765-11	Caster Wheel Fork	2
10	7406-1	Handle Grip (Red)	2	25	8769-7	Seal	2
11	8811-12	52 SD Carrier Frame	1	26	8769-6	Bearing Cone (1" ID)	4
	8811-10	52 SD Carrier Frame, With Pivots (Includes Items # 9, 10, 15, F317, F335 & F336)	*	27	8769-5	Bearing Cup (2 x 1-5/8)	4
12	5850-5	Handle Grip (1 x 1 x 3-3/4)	1	28	8769-8	Dust Cap, Deck Caster	2
13	8811-25	Tilt Bar, With Grip (35") (Includes Item # 12)	1	Fasteners			
14	7775-5	Lock Pin (5/16 x 1-5/8)	1		F117	Retainer Ring	2
15	8674-10	Lever, Deck Lock, RH	1		F140	7/16-14 x 1 Hex Bolt	4
16	8740	Deck Pin Bushing (3/4 ID)	4		F166	Retainer Ring	2
					F218	7/16 Split Lock Washer	4
					F263	1-1/4 External Snap Ring	4
					F317	3/16 x 1 Split Spring Pin	2
					F335	3/8-16 x 7/8 Set Screw, SS	2
					F336	3/8-16 Jam Nut	2
					F344	3/4-16 Slotted Hex Nut	2
					F347	3/4 SAE Washer	2
					F348	1/8 x 1-1/2 Cotter Pin	2
					F353	3/8-16 ESNA LP Nut	2
					F489	Washer 1/4 x 7/8 x .090	2
					F520	1/4-28 x 3/8 Hex Bolt	2

* Service Part Only

NOTE: The E-Z Pin Puller P/N 8770 can be ordered to assist removing and installing height adjustment hitch pins on larger decks. This item stows on tractor when not in use.

DS52 INCH COMPLETE CARRIER FRAME ASSEMBLY

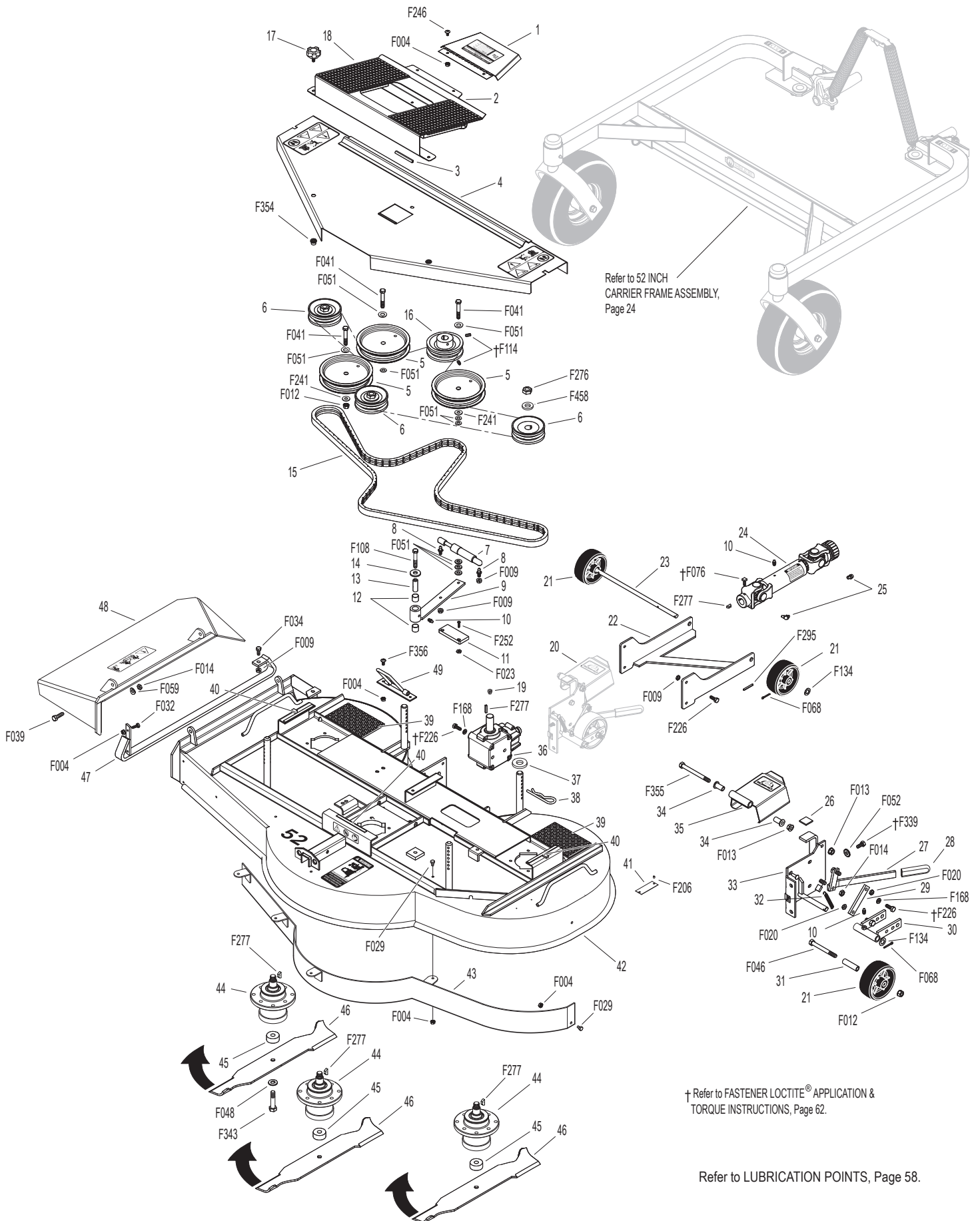


Refer to LUBRICATION POINTS, Page 58.

DS52 DECK ASSEMBLY

ITEM NO.	PART NO.	DESCRIPTION	NO. REQ'D	ITEM NO.	PART NO.	DESCRIPTION	NO. REQ'D	
Blade Drive Components				40	8790	Rubber Cushion Strip	3	
1	8789-5	Pulley Guard	1	41	NS	Deck Serial Number Plate	1	
2	8786-15	Footrest Assembly (Includes Item # 18)	1	42	8810-10	52 SD Deck Housing (Includes Items # 39 & 40)	1	
3	8754-3	Edge Molding	2	43	8692	52SD Deck Baffle	1	
4	8754-5	52 SD Cover Plate (Includes Items # 3 & F354)	1	44	8052-2	Blade Spindle	3	
5	8245	Idler Pulley (6")	3	45	5705-25	Blade Spacer	3	
6	8755	Blade Drive Pulley (3-7/8)	3	46	5705-14	Blade, 18-1/2	*	
7	8762	Dampening Spring (Gas)	1		8738-7	52 SD Blade Set		
8	5146	10mm Ball Stud	2	47	8707	52/62 SD Skid Bar	1	
9	8373-3	Idler Arm (2-Hole)	1	48	8709	52/62 SD Discharge Shield	1	
10	5830	Grease Fitting	3	49	8670-10	Tilt-Up Hook	1	
11	8374-1	Idler Arm Guide	1	Fasteners				
12	7201-3	Fiberglide Bearing	2		F004	1/4-20 Keps Nut	11	
13	7201-4	Inner Race (1-1/2)	1		F009	5/16-18 Whiz Locknut	7	
14	5841	Retainer Washer (3/8 x 1-1/4)	1		F012	3/8-16 Keps Nut	4	
15	8736	Blade Drive Belt (R3VX1000-2)	1		F013	3/8-16 Whiz Locknut	2	
16	6240-2	Drive Pulley (4-1/2 / 3V) (Includes Items # F114 & F277)	1		F014	3/8-16 ESNA Nut	3	
17	8787	Deck Cover Knob	3		F020	5/16-18 ESNA Nut	2	
18	8786-10	Rubber Mat (6 x 10-1/2)	2		F023	10-24 ESNA Nut	2	
Gearbox and Dolly Wheel Components						F029	1/4-20 x 1/2 Hex Bolt	5
19	6206-1	Air Vent Valve	1		F032	1/4-20 x 3/4 Hex Bolt	2	
20	8745-25	Dolly Wheel/PTO Guard Assembly (Includes Items # 21, 26, 28, 31, 34, 35, F012, F013, F046, F052, F168, F226, F339 & F355)	*		F034	5/16-18 x 3/4 Hex Bolt	1	
21	6715	Roller Wheel (3-7/8)	3		F039	3/8-16 x 1-1/4 Hex Bolt	2	
22	8810-30	Tilt Dolly Mount Frame	1		F041	3/8-16 x 1-3/4 Hex Bolt	3	
23	8810-34	Axle, Dolly Mount	1		F046	3/8-16 x 3-1/2 Hex Bolt	1	
24	8285-2	U-Joint Shaft Assy, T-Scope (Includes Items # 25, F076 & F277)	1		F048	1/2 SAE Washer	3	
25	5830-3	Grease Fitting (45 Degree)	2		F051	3/8 SAE Washer	9	
26	8788	Rubber Bumper (Self-Adhesive Mount)	1		F052	5/16 External Star Lock Washer	2	
27	8745-14	Retract Lever	1		F059	3/8 Wave Spring Washer	2	
28	5850-3	Handle Grip, Foam (3-1/4)	1		F068	1/8 x 1 Cotter Pin	2	
29	8745-12	Actuator Link	1		F076	3/8-16 x 5/8 SQH Set Screw	*	
30	8745-13	Dolly Wheel Mount (Includes Item # 10)	1		F108	3/8-16 x 2 Hex Bolt	1	
31	8745-15	Axle Spacer Tube	1		F114	5/16-18 x 5/8 SQH Set Screw	2	
32	5229	Extension Spring (1/2 x 2-1/4)	1		F134	AN960816L Washer	3	
33	8745-20	Mount Bracket (Includes Items # 26, F052, F068 & F339)	1		F168	5/16 Split Lock Washer	8	
34	5103-4	Pivot Bushing (3/8 ID)	2		F206	#2 x 3/16 Drive Pin	2	
35	8745-40	PTO Cover Plate	1		F226	5/16-18 x 7/8 Hex Bolt	12	
36	8051-11	Right Angle Gearbox (Includes Item # 19)	1		F241	.375 x .875 x .10 Washer	2	
Deck Housing Components						F246	1/4-20 x 1/2 PTHMS	2
37	8727	Washer Shim (13/16 x 1/4)	4		F252	10-24 x 3/4 PFHMS	2	
38	8775	Hitch Pin (#219)	4		F276	5/8-11 Jam Nut	3	
39	8735-10	Rubber Mat (5 x 6)	2		F277	3/16 x 5/8 Woodruff Key (#605)	5	
					F295	3/16 x 1-1/2 Split Spring Pin	2	
					F339	5/16-18 x 3/4 Self-Tapping Bolt	2	
					F343	1/2-20 x 2 Hex Bolt	3	
					F354	5/16 Knurled Thread Insert	2	
					F355	3/8-16 x 4 Hex Bolt	1	
					F356	1/4-20 x 5/8 PTHMS, SS	2	
					F458	Washer 1-1/4 x 5/8 x 3/16	3	
				*	Service Part Only			

DS52 DECK ASSEMBLY



DS52 MULCHING KIT

ITEM NO.	PART NO.	DESCRIPTION	NO. REQ'D
----------	----------	-------------	-----------

Kit 8691 Mulching Kit (For DS52 Deck Assembly)
 Includes Items # 1-7, fasteners listed and instructions. May be ordered as a factory-installed option or as a kit for dealer installation. Contact your Walker dealer. Refer also to **DS52 DECK ASSEMBLY**, page 26.

1	8691-4	Baffle, RH	1
2	8691-3	Baffle, Center	1
3	8691-2	Baffle, LH	1
4	8052-9	Mulch Blade Spacer	3
5	5705-15	Blade, 18-3/8" Upper Mulch	3
	8738-8	52 SD Mulching Blade Set	*
6	8691-10	Blade Saddle	3
7	5705-14	Blade, 18-1/2 (RH Rotation)	3

ITEM NO.	PART NO.	DESCRIPTION	NO. REQ'D
----------	----------	-------------	-----------

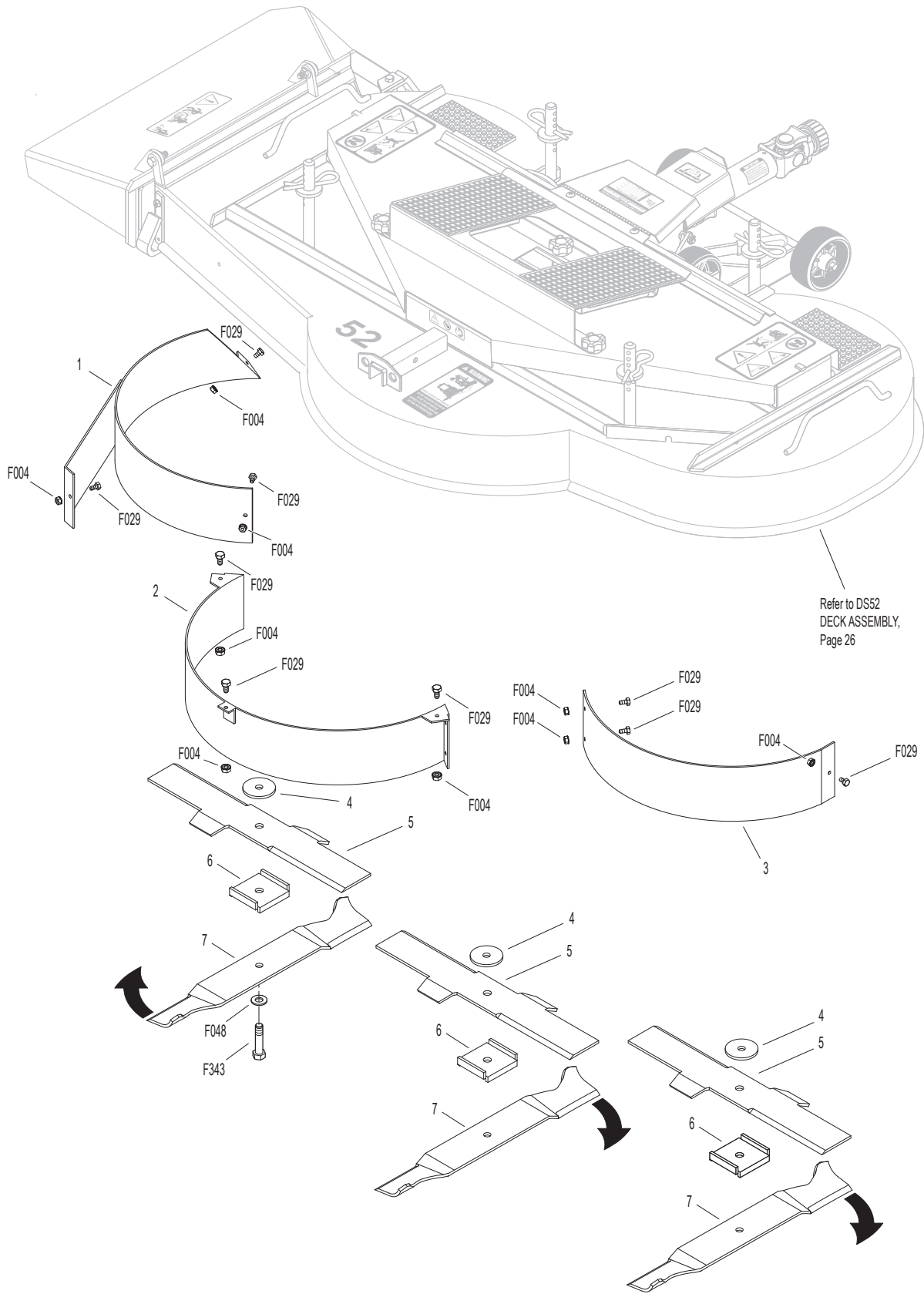
Fasteners

F004		1/4-20 Keps Nut	9
F029		1/4-20 x 1/2 Hex Bolt	9
F048		1/2 SAE Washer	3
F343		1/2-20 x 2 Hex Bolt	3

* Service Part Only. Includes 5705-15 Blades (3 Pieces).

NOTE: Reuse Item # 7 from **DS52 DECK ASSEMBLY**. Refer to **DS52 DECK ASSEMBLY**, page 26.

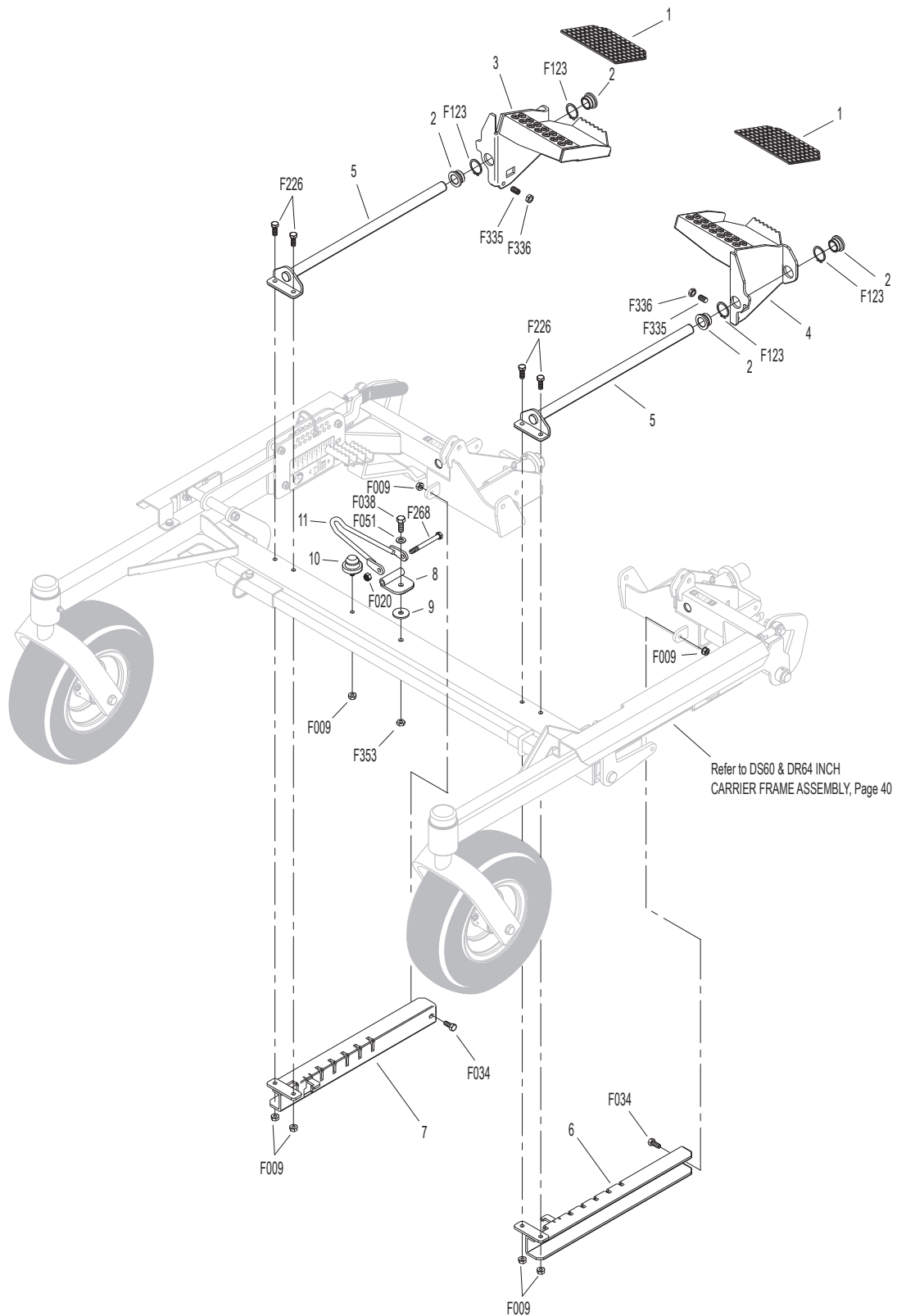
DS52 MULCHING KIT



DR52, DS60 & DR64 INCH CARRIER FRAME FOOTREST COMPONENTS

ITEM NO.	PART NO.	DESCRIPTION	NO. REQ'D	ITEM NO.	PART NO.	DESCRIPTION	NO. REQ'D
Footrest Components				Fasteners			
1	8735-11	Rubber Mat (4 x 6)	2	F009		5/16-18 Whiz Locknut	7
2	2724-17	Guide Rod Bushing	4	F020		5/16-18 ESNA Nut	1
3	2786-12	Footrest, RH (Includes Item # 1)	1	F034		5/16-18 x 3/4 Hex Bolt	2
4	2786-11	Footrest, LH (Includes Item # 1)	1	F038		3/8-16 x 1 Hex Bolt	1
5	2786-10	Adjustable Footrest Rod	2	F051		3/8 SAE Washer	1
6	2786-15	Adjustable Footrest Mount, LH	1	F123		1" External Snap Ring	4
7	2786-14	Adjustable Footrest Mount, RH	1	F226		5/16-18 x 7/8 Hex Bolt	4
Tilt-Up Hook Components				F268		5/16-18 x 3 Hex Bolt	1
8	8670-14	Tilt-Up Hook Base	1	F335		3/8-16 x 7/8 Set Screw, SS	2
9	5841	Retainer Washer (3/8 x 1-1/4)	1	F336		3/8-16 Jam Nut	2
10	5845-1	Rubber Latch	1	F353		3/8-16 ESNA LP Nut	1
11	8670-13	Tilt-Up Hook	1				

DR52, DS60 & DR64 INCH CARRIER FRAME FOOTREST COMPONENTS



Refer to LUBRICATION POINTS, Page 58.

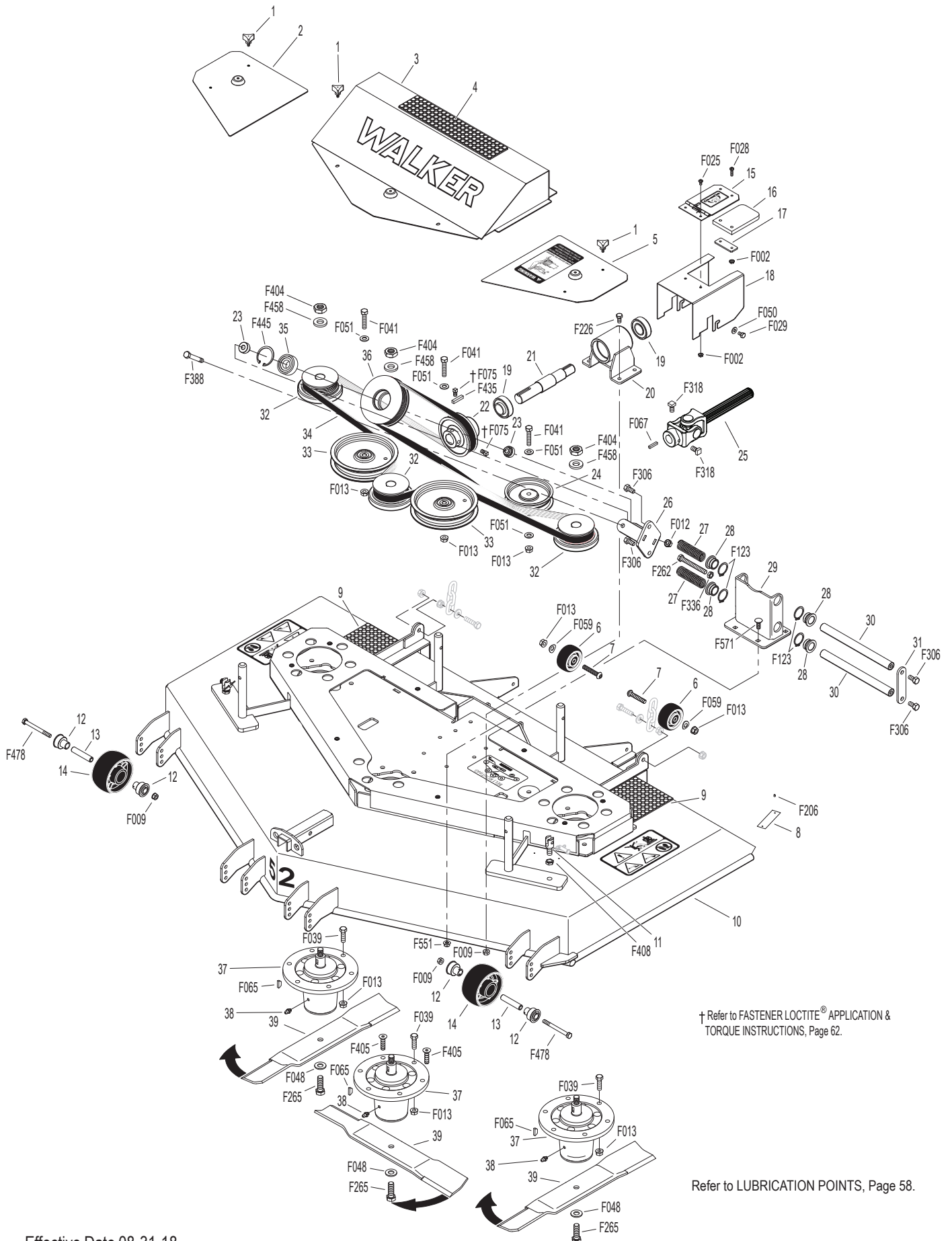
DR52 INCH COMPLETE CARRIER FRAME ASSEMBLY

ITEM NO.	PART NO.	DESCRIPTION	NO. REQ'D	ITEM NO.	PART NO.	DESCRIPTION	NO. REQ'D
Spring and Pivot Mount Components				36	2722-4	Pivot Shaft	2
1	2744-1	Spring Clip Bracket	1	37	2655	Lift Chain	4
2	5975-3	Cable Tie (50# x 7")	4	38	4407-4	Bow Tie Cotter Pin	2
3	5743-12	Spring Cover	2	39	2215-4	Height Adjustment Rod	2
4	5743-13	Extension Spring (Includes Items # 2, F545 & F548)	2	40	5146-1	10mm Ball Stud x 5/8	2
5	2723-10	Counter Weight Spring Mount	2	41	5146	10mm Ball Stud	2
6	2723-19	Locking Arm, LH (Includes Item # F432)	1	42	2215	Gas Spring Assembly	2
7	5830	Grease Fitting	10	43	2721-3	Lifting Arm (Includes Item # 7)	1
8	2667-1	Pivot Mount, LH (Includes Item # 7)	1	44	2721-2	Lifting Cross Tube	1
9	2723-4	Pivot Shaft	2	45	2723-7	Height Adjustment Arm (Includes Item # 46)	1
10	2667-2	Pivot Mount, RH (Includes Item # 7)	1	46	5850-3	Handle Grip, Foam (3-1/4)	1
11	2723-15	Locking Arm, RH (Includes Item # F432)	1	47	2722-7	Foot Pedal Pad	1
				48	2722-6	Deck Height Adjustment Trigger (Includes Item # 7)	1
Carrier Frame Components				Fasteners			
12	2215-2	Gas Spring Cover, RH	1	F004	1/4-20 Keps Nut		6
13	2723-2	Outer Height Adjustment Plate	1	F009	5/16-18 Whiz Locknut		13
14	7775-9	Wire Lock Pin (5/16 x 1-3/8)	1	F013	3/8-16 Whiz Locknut		14
15	2720-3	Height Adjustment Spacer	4	F035	5/16-18 x 1-1/4 Hex Bolt		2
16	2723-1	Inner Height Adjustment Plate	1	F038	3/8-16 x 1 Hex Bolt		2
17	2215-3	Gas Spring Cover, LH	1	F039	3/8-16 x 1-1/4 Hex Bolt		2
18	8740	Deck Pin Bushing (3/4 ID)	4	F040	3/8-16 x 1-1/2 Hex Bolt		5
19	2911-8	DR52 Carrier Frame	1	F048	1/2 SAE Washer		2
20	7775-5	Lock Pin (5/16 x 1-5/8)	1	F050	1/4 SAE Washer		6
21	8811-25	Tilt Bar W/Grip (35") (Includes Item # 22)	1	F071	3/4 External Snap Ring		2
22	5850-5	Handle Grip (1 x 1 x 3-3/4)	1	F090	1/4-20 x 2-1/2 Hex Bolt		4
Caster Wheel Components				F132	1/4-20 x 2-3/4 Hex Bolt		2
23	8769-8	Dust Cap, Deck Caster	2	F205	5/16-18 x 1/4 Set Screw (Knurl Point)		2
24	8769-6	Bearing Cone (1" ID)	4	F215	3/8-16 x 1/2 x 1/2 S Bolt		2
25	8769-5	Bearing Cup (2 x 1-5/8)	4	F218	7/16 Split Lock Washer		4
26	8769-7	Seal	2	F219	7/16-14 x 1-1/4 Hex Bolt		4
27	2770	Caster Wheel Fork	2	F226	5/16-18 x 7/8 Hex Bolt		5
28	7038	Tail Wheel Axle (3/4 x 5-9/16)	2	F241	.375 x .875 x .10 Washer		18
29	8768-2	Seal, Reverse Lip	4	F263	1-1/4 External Snap Ring		6
30	8037	Bearing Cone (3/4 ID)	4	F268	5/16-18 x 3 Hex Bolt		1
31	8035-1	Tail Wheel & Tire (13 x 4.5-6) (W/Bearing Race)	2	F298	3/8-24 Jam Nut		4
32	8038-1	Spacer, Tail Wheel Axle (.750 ID x 1.125 OD)	2	F344	3/4-16 Slotted Hex Nut		2
33	8039	Nut, Tail Wheel Axle	2	F347	3/4 SAE Washer		2
Deck Lift Components				F348	1/8 x 1-1/2 Cotter Pin		2
34	2722-5	Deck Height Adjustment, LH (Includes Item # 7)	1	F378	3/8-16 x 6 Hex Bolt		1
35	2214-10	Rod End, Female (3/8-24)	4	F432	3/16 x 1/2 Split Spring Pin		2
				F436	3/16 x 1-1/8 Roll Pin		4
				F437	Clevis Pin (1/4 x 1)		2
				F438	5/16-18 x 2-3/4 Hex Bolt		1
				F545	Retention Washer (.250 Wire)		2
				F548	Retention Ring (.235 Wire)		2

DR52 DECK ASSEMBLY

ITEM NO.	PART NO.	DESCRIPTION	NO. REQ'D	ITEM NO.	PART NO.	DESCRIPTION	NO. REQ'D
Deck Housing Components				Blade Spindle Components			
1	2703-5	Knob, 10-24 x 1/2	8	37	2052-1	Blade Spindle	3
2	2723-12	Spindle Cover, RH	1	38	5830	Grease Fitting	3
3	2786-17	DR52 Belt Cover (Includes Item # 4)	1	39	7705-14	Blade (18.333)	3
4	8735-8	Rubber Mat (2-1/2 x 12)	1	Fasteners			
5	2723-13	Spindle Cover, LH	1	F002	10-24 Keps Nut		8
6	9772	Roller Wheel Assembly (2-1/2) (Includes Item # F059)	2	F009	5/16-18 Whiz Locknut		8
7	8490-1	Roller Wheel Axle Bolt	2	F012	3/8-16 Keps Nut		1
8	NS	Deck Serial Number Plate	1	F013	3/8-16 Whiz Locknut		23
9	8735-10	Rubber Mat (5 x 6)	2	F025	10-24 x 3/8 PPHMS		2
10	2910-9	DR52 Deck Housing (Includes Item # 9)	1	F028	10-24 x 3/4 PPHMS		2
11	2720-5	Deck Height Adjustment Clevis	2	F029	1/4-20 x 1/2 Hex Bolt		2
12	6715-3	Roller Wheel Bearing	8	F039	3/8-16 x 1-1/4 Hex Bolt		16
13	6715-4	Axle Spacer Tube	4	F041	3/8-16 x 1-3/4 Hex Bolt		3
14	6715-2	Roller Wheel	4	F048	1/2 SAE Washer		3
Blade Drive Components				F050	1/4 SAE Washer		2
15	2618-1	Cover, PTO Shaft Guard	1	F051	3/8 SAE Washer		4
16	2620-3	Rubber Flap	1	F059	3/8 Wave Spring Washer		2
17	2620-2	Backing Plate	1	F065	3/16 x 3/4 Woodruff Key (#606)		3
18	2619-4	PTO Shaft Guard	1	F067	3/16 x 3/16 x 1 Key		1
19	5270	Bearing W/Collar (1")	2	F075	5/16-18 x 1/2 SQH Set Screw		2
20	2726	PTO Bearing Housing	1	F123	1" External Snap Ring		4
21	2726-1	PTO Drive Shaft	1	F206	#2 x 3/16 Drive Pin		2
22	2240-10	Drive Pulley (Includes Items # F075 & F435)	1	F226	5/16-18 x 7/8 Hex Bolt		4
23	2245-6	Idler Pulley Shaft	2	F262	3/8-16 x 4 Hex Bolt All Thread		1
24	7245-2	Idler Pulley	1	F265	1/2-20 x 1-1/2 Hex Bolt		3
25	8285-4	U-Joint Shaft Assembly, Spline (Includes Item # F318)	1	F306	3/8-16 x 3/4 Hex Bolt		4
26	2724-14	Idler Mount Weldment	1	F318	3/8-16 x 3/4 SQH Set Screw		2
27	5195-2	Compression Spring (1 x 6-3/8) (Black)	2	F336	3/8-16 Jam Nut		1
28	2724-17	Guide Rod Bushing	4	F388	3/8-16 x 2-1/2 Hex Bolt		1
29	2725-8	Mount Base	1	F404	5/8-18 Jam Nut		3
30	2723-16	Guide Rods (8-5/8) Clear Zinc	2	F405	3/8-16 x 1-1/2 FHA Screw, SS		2
31	2724-19	Guide Rod Stop	1	F408	7/16-20 Jam Nut		2
32	2240-6	Blade Drive Pulley (3-1/8) W/Shield	3	F435	1/4 x 1/4 x 1-1/4 Key		1
33	8245	Idler Pulley (6")	2	F445	1-7/8 Internal Snap Ring		1
34	2731-2	Blade Drive Belt (1150L4-K)	1	F458	Washer 1-1/4 x 5/8 x 3/16		3
35	2265	Bearing (20mm)	1	F478	5/16-18 x 3-1/4 Hex Bolt		4
36	2245-2	Idler Pulley	1	F551	5/16-18 Flange Top Lock Nut		4
				F571	5/16-18 x 7/8 Carriage Bolt		4
				* Service Part Only			

DR52 DECK ASSEMBLY



† Refer to FASTENER LOCTITE® APPLICATION & TORQUE INSTRUCTIONS, Page 62.

Refer to LUBRICATION POINTS, Page 58.

56 INCH COMPLETE CARRIER FRAME ASSEMBLY

ITEM NO.	PART NO.	DESCRIPTION	NO. REQ'D
----------	----------	-------------	-----------

Spring and Pivot Mount Components

1	5975-3	Cable Tie (50# x 7")	4
2	5744-1	Spring Clip Bracket	1
3	5743-1	Spring Cover	2
4	5743-3	Eyebolt (3/8-16 x 2)	2
5	5830	Grease Fitting	8
6	8667-3	Pivot Mount Assembly, LH/Adj. (Includes Items # 5, F014, F489 & F520)	*
7	8667-4	Pivot Mount Assembly, RH/Adj. (Includes Items # 5, F014, F489 & F520)	*
8	5743-6	Extension Spring (1-1/2 x 7-3/4) (Includes Items # 1, F117 & F166)	2

Carrier Frame Components

9	8674-11	Lever, Deck Lock, LH	1
10	7406-1	Handle Grip, Red	2
11	6720-1	56 SD Carrier Frame	1
12	5740-2	Deck Pin Bushing (5/8)	4
13	8674-10	Lever, Deck Lock, RH	1
14	5850-5	Handle Grip (1 x 1 x 3-3/4)	1
15	6811-25	Tilt Bar With Grip (30") (Includes Item # 14)	1
16	7775-5	Lock Pin (5/16 x 1-5/8)	1

ITEM NO.	PART NO.	DESCRIPTION	NO. REQ'D
----------	----------	-------------	-----------

Caster Wheel Components

17	5714-8	Bearing, Caster Wheel	4
18	5714-9	Spacer Tube	2
19	5715-14	Caster Wheel & Tire/No-Flat (8 x 3.00-4) (Includes Items # 17 & 18)	2
	5715-16	Tire, Caster Wheel/No-Flat (8 x 3.00-4)	*
	5715-13	Caster Wheel, Pneumatic (8 x 3.00-4) (Includes Items # 17 & 18)	**
	5715-15	Caster Wheel Tire, Pneumatic (8 x 3.00-4)	**
	5715-9	Tire Tube, Pneumatic (2.80/2.50-4)	**
20	5714-6	Axle Spacer Tube	2
21	5770-1	Caster Wheel Fork	2
22	8768-1	Seal (1-3/4 x 1-1/8)	2
23	8037	Bearing Cone (3/4 ID)	4
24	8769-1	Bearing Cup (1-3/4 x 1-7/16)	4
25	8769-10	Dust Cap, Deck Caster	2

Fasteners

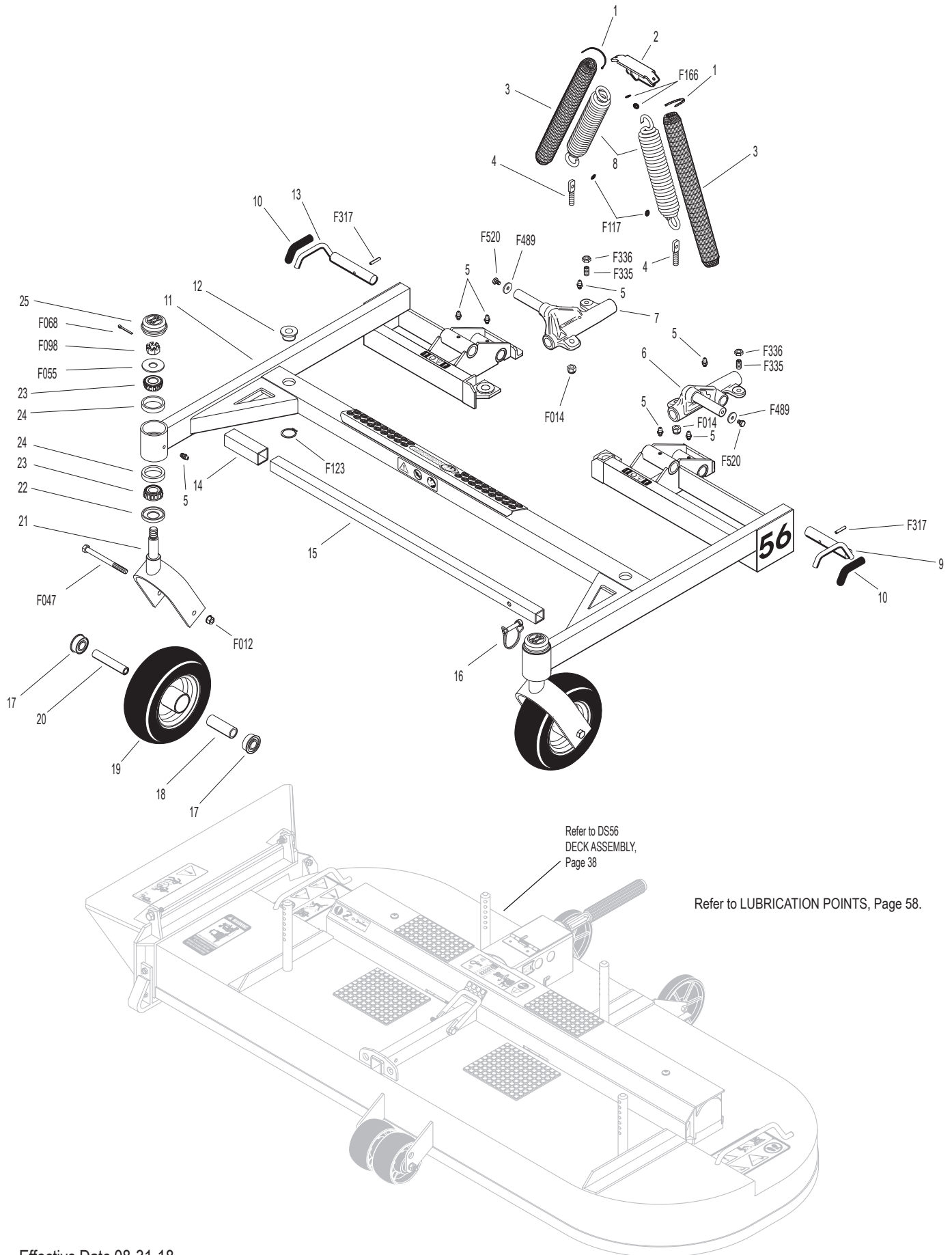
F012	3/8-16 Keps Nut	2
F014	3/8-16 ESNA Nut	2
F047	3/8-16 x 4-1/2 Hex Bolt	2
F055	5/8 SAE Washer	2
F068	1/8 x 1 Cotter Pin	2
F098	5/8-18 Slotted Hex Nut	2
F117	Retainer Ring	2
F123	1" External Snap Ring	4
F166	Retainer Ring	2
F317	3/16 x 1 Split Spring Pin	2
F335	3/8-16 x 7/8 Set Screw, SS	2
F336	3/8-16 Jam Nut	2
F489	Washer 1/4 x 7/8 x .090	2
F520	1/4-28 x 3/8 Hex Bolt	2

* Service Part Only

** May be ordered as a kit for dealer installation. Contact your Walker Dealer.

NOTE: When installing Item # 8 on decks prior to S/N DX-62875, the swivel hook end should be attached to the deck carrier frame.

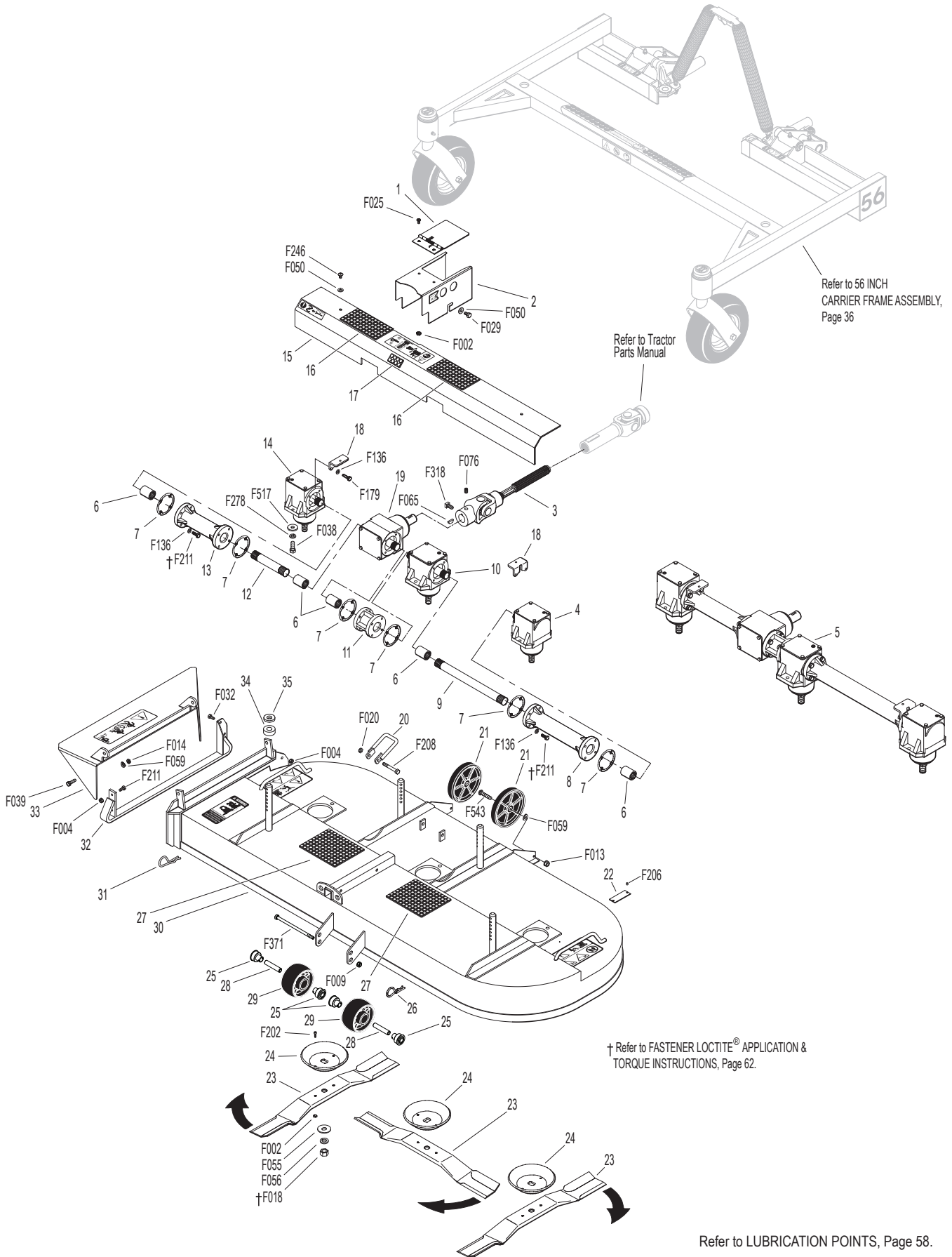
56 INCH COMPLETE CARRIER FRAME ASSEMBLY



DS56 DECK ASSEMBLY

ITEM NO.	PART NO.	DESCRIPTION	NO. REQ'D	ITEM NO.	PART NO.	DESCRIPTION	NO. REQ'D
Gearbox and Drive Components				29	6715-2	Roller Wheel	2
1	8618-1	Cover, PTO Shaft Guard	1	30	6720-10	56 SD Deck Housing (Includes Items # 17 & 27)	1
2	8619-2	PTO Shaft Guard	1	31	7775-2	Hitch Pin, RH (Gold) #6	2
	8618-3	PTO Shaft Guard Assembly (Includes Items # 1, 2, F002 & F025)	*	32	6707-6	56 SD Skid Bar	1
3	7285-4	U-Joint Shaft, Splined (Keyed) (Includes Items # F065, F076 & F318)	1	33	6705-8	56 SD Discharge Shield	1
4	5052-9	HD Gearbox (1:1.2) CCW-CCW	1	34	7434-1	Washer 1-3/8 x 5/8-1/2 Thick	4
5	6711-15	56 SD Gearbox and Tube Assembly, HD (Includes Items # 4, 6-14, 18, 19, F136, F179 & F211)	1	35	5727-1	Washer Shim (5/8 ID)	4
6	6054	Spline Coupling	5	Fasteners			
7	P007	Gasket, Cap (Peerless #788030)	6	F002	10-24 Keps Nut		8
8	5069	Gearbox Connector Tube (14-1/2)	1	F004	1/4-20 Keps Nut		4
9	6733-9	Connecting Shaft (12-1/8)	1	F009	5/16-18 Whiz Locknut		1
10	5058-3	HD Tee Gearbox (1:1.2 Ratio)	1	F013	3/8-16 Whiz Locknut		2
11	5060	Gearbox Connector Tube (2-5/16)	1	F014	3/8-16 ESNA Nut		2
12	6733-3	Connecting Shaft (6-1/4)	1	F018	5/8-18 Hex Nut		3
13	5063	Gearbox Connector Tube (8-5/8)	1	F020	5/16-18 ESNA Nut		1
14	5053-7	HD Gearbox (1:1.2) CW-CCW	1	F025	10-24 x 3/8 PPHMS		2
15	6786	56 SD Gearbox Cover (Includes Items # 16 & 17)	1	F029	1/4-20 x 1/2 Hex Bolt		2
16	5747-10	Rubber Mat, No-Hole (3 x 6)	2	F032	1/4-20 x 3/4 Hex Bolt		2
17	8788-1	Rubber Mat (1 x 2)	1	F038	3/8-16 x 1 Hex Bolt		6
18	5704-1	Gearbox Cover Support	2	F039	3/8-16 x 1-1/4 Hex Bolt		2
19	5051-5	HD Tee Gearbox (1:1) CW-CW & CCW	1	F050	1/4 SAE Washer		4
Deck Housing Components				F055	5/8 SAE Washer		3
20	8670-8	Tilt-Up Hook	1	F056	5/8 Split Lock Washer		3
21	5162-12	Roller Wheel (5" Poly) (Includes Items # F013, F059 & F543)	2	F059	3/8 Wave Spring Washer		4
22	NS	Deck Serial Number Plate	1	F065	3/16 x 3/4 Woodruff Key (#606)		1
23	5705-0	Blade, 20" (RH Rotation)	3	F076	3/8-16 x 5/8 SQH Set Screw		1
	5705-9	56 SD Blade Set With Hubs (Includes Items # 23, 24, F002 & F202)	*	F136	AN960C416L Washer		24
24	5706	Blade Hub & Trash Guard	3	F179	1/4-20 x 1 Hex Bolt		4
25	6715-3	Roller Wheel Bearing	4	F202	10-24 x 5/8 SHC Screw, GR5 SS		6
26	7775-1	Hitch Pin, LH (Silver) #6	2	F206	#2 x 3/16 Drive Pin		2
27	8735-10	Rubber Mat (5 x 6)	2	F208	5/16-18 x 2-1/4 Hex Bolt		1
28	6715-4	Axle Spacer Tube	2	F211	1/4-20 x 7/8 Hex Bolt		22
				F246	1/4-20 x 1/2 PTHMS		2
				F278	3/8 Split Lock Washer		6
				F318	3/8-16 x 3/4 SQH Set Screw		1
				F371	5/16-18 x 6 Hex Bolt		1
				F517	Washer 3/8 x 1-1/8 x 1/8		6
				F543	3/8-16 x 1-1/2 BH Cap Screw		2
				* Service Part Only			

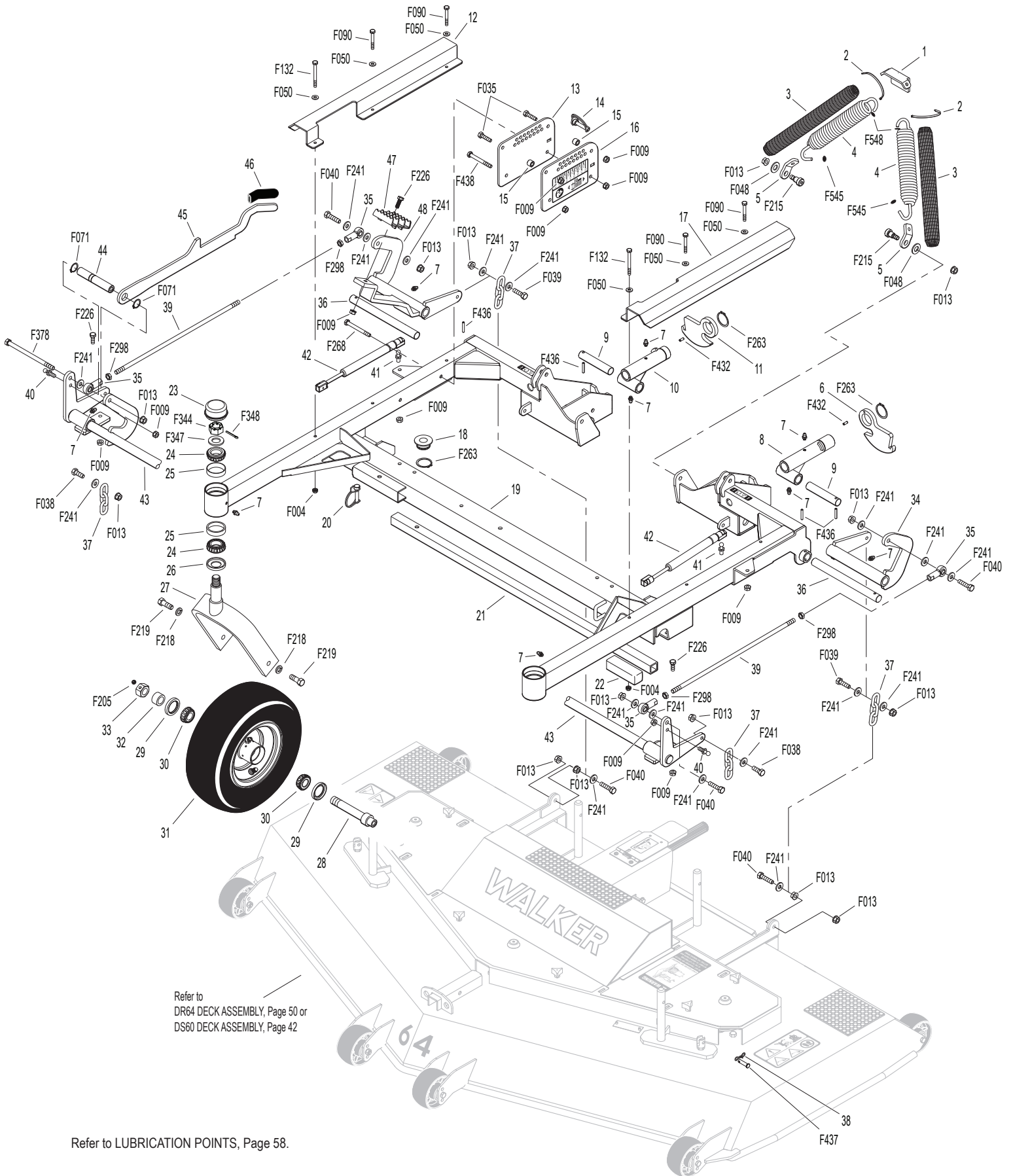
DS56 DECK ASSEMBLY



DS60 & DR64 INCH COMPLETE CARRIER FRAME ASSEMBLY

ITEM NO.	PART NO.	DESCRIPTION	NO. REQ'D	ITEM NO.	PART NO.	DESCRIPTION	NO. REQ'D
Spring and Pivot Mount Components				36	2722-3	Pivot Shaft	2
1	2744-1	Spring Clip Bracket	1	37	2655	Lift Chain	4
2	5975-7	Cable Tie (50# x 11")	4	38	4407-4	Bow Tie Cotter Pin	2
3	5743-12	Spring Cover	2	39	2215-4	Height Adjustment Rod	2
4	5743-13	Extension Spring (Includes Items # 3, F545 & F548)	2	40	5146-1	10mm Ball Stud x 5/8	2
5	2723-10	Counter Weight Spring Mount	2	41	5146	10mm Ball Stud	2
6	2723-19	Locking Arm, LH (Includes Item # F432)	1	42	2215	Gas Spring Assembly	2
7	5830	Grease Fitting	10	43	2721	Lifting Arm (Includes Item # 7)	1
8	2667-1	Pivot Mount, LH (Includes Item # 7)	1	44	2721-2	Lifting Cross Tube	1
9	2723-4	Pivot Shaft	2	45	2723-3	Height Adjustment Arm (Includes Item # 46)	1
10	2667-2	Pivot Mount, RH (Includes Item # 7)	1	46	5850-3	Handle Grip, Foam (3-1/4)	1
11	2723-15	Locking Arm, RH (Includes Item # F432)	1	47	2722-7	Foot Pedal Pad	1
				48	2722-2	Deck Height Adjustment Trigger (Includes Item # 7)	1
Carrier Frame Components				Fasteners			
12	2215-2	Gas Spring Cover, RH	1	F004	1/4-20 Keps Nut		6
13	2723-2	Outer Height Adjustment Plate	1	F009	5/16-18 Whiz Locknut		13
14	7775-9	Wire Lock Pin (5/16 x 1-3/8)	1	F013	3/8-16 Whiz Locknut		14
15	2720-3	Height Adjustment Spacer	4	F035	5/16-18 x 1-1/4 Hex Bolt		2
16	2723-1	Inner Height Adjustment Plate	1	F038	3/8-16 x 1 Hex Bolt		2
17	2215-3	Gas Spring Cover, LH	1	F039	3/8-16 x 1-1/4 Hex Bolt		2
18	8740	Deck Pin Bushing (3/4 ID)	4	F040	3/8-16 x 1-1/2 Hex Bolt		5
19	2911-6	DS60 & DR64 Carrier Frame	1	F048	1/2 SAE Washer		2
20	7775-5	Lock Pin (5/16 x 1-5/8)	1	F050	1/4 SAE Washer		6
21	8811-25	Tilt Bar W/Grip (35") (Includes Item # 22)	1	F071	3/4 External Snap Ring		2
22	5850-5	Handle Grip (1 x 1 x 3-3/4)	1	F090	1/4-20 x 2-1/2 Hex Bolt		4
Caster Wheel Components				F132	1/4-20 x 2-3/4 Hex Bolt		2
23	8769-8	Dust Cap, Deck Caster	2	F205	5/16-18 x 1/4 Set Screw (Knurl Point)		2
24	8769-6	Bearing Cone (1" ID)	4	F215	3/8-16 x 1/2 x 1/2 S Bolt		2
25	8769-5	Bearing Cup (2 x 1-5/8)	4	F218	7/16 Split Lock Washer		4
26	8769-7	Seal	2	F219	7/16-14 x 1-1/4 Hex Bolt		4
27	2770	Caster Wheel Fork	2	F226	5/16-18 x 7/8 Hex Bolt		5
28	7038	Tail Wheel Axle (3/4 x 5-9/16)	2	F241	.375 x .875 x .10 Washer		18
29	8768-2	Seal, Reverse Lip	4	F263	1-1/4 External Snap Ring		6
30	8037	Bearing Cone (3/4 ID)	4	F268	5/16-18 x 3 Hex Bolt		1
31	8035-1	Tail Wheel & Tire (13 x 4.5-6) (W/Bearing Race)	2	F298	3/8-24 Jam Nut		4
32	8038-1	Spacer, Tail Wheel Axle (.750 ID x 1.125 OD)	2	F344	3/4-16 Slotted Hex Nut		2
33	8039	Nut, Tail Wheel Axle	2	F347	3/4 SAE Washer		2
Deck Lift Components				F348	1/8 x 1-1/2 Cotter Pin		2
34	2722-1	Deck Height Adjustment, LH (Includes Item # 7)	1	F378	3/8-16 x 6 Hex Bolt		1
35	2214-10	Rod End, Female (3/8-24)	4	F432	3/16 x 1/2 Split Spring Pin		2
				F436	3/16 x 1-1/8 Roll Pin		4
				F437	Clevis Pin (1/4 x 1)		2
				F438	5/16-18 x 2-3/4 Hex Bolt		1
				F545	Retention Washer (.250 Wire)		2
				F548	Retention Ring (.235 Wire)		2

DS60 & DR64 INCH COMPLETE CARRIER FRAME ASSEMBLY



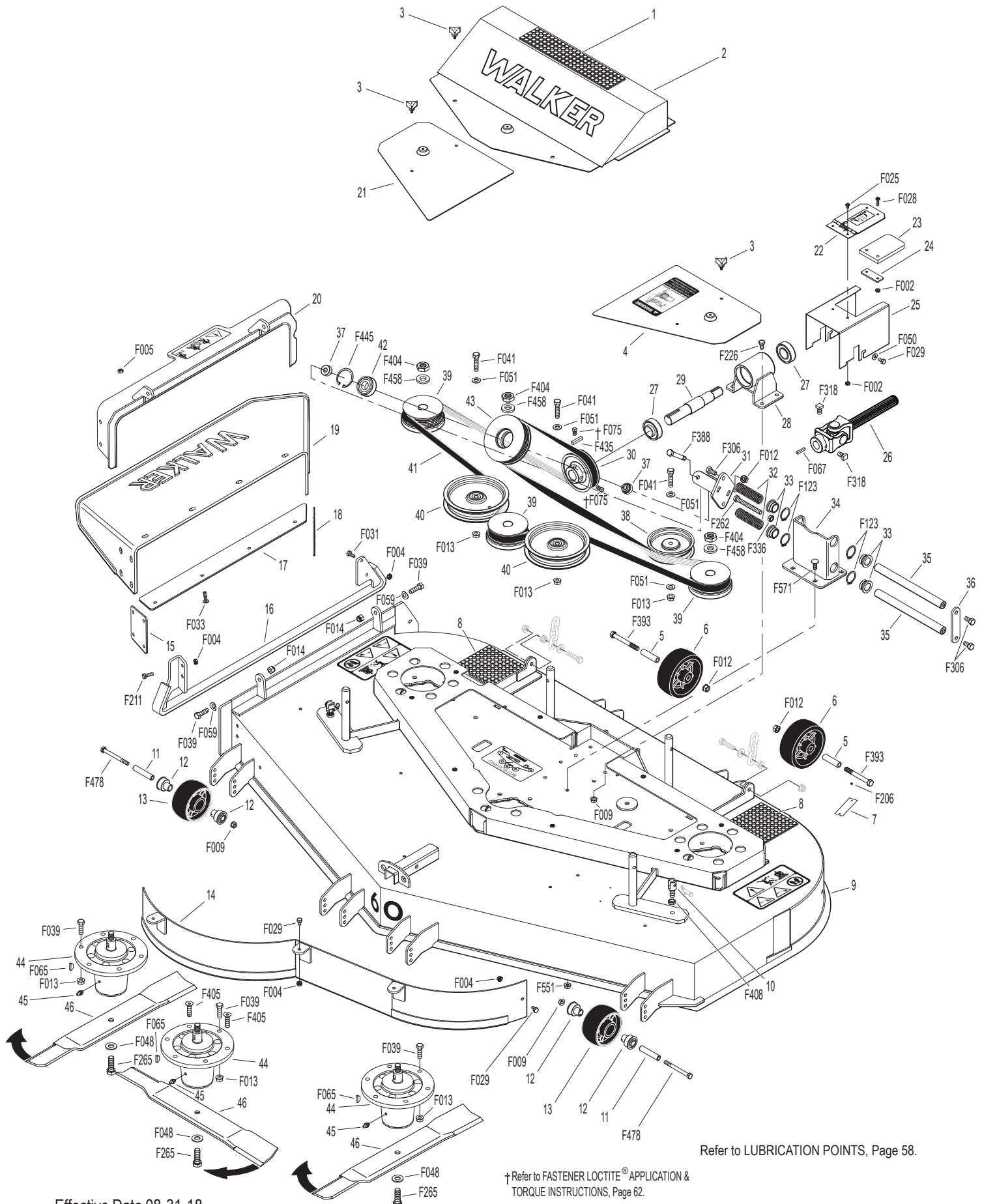
Refer to LUBRICATION POINTS, Page 58.

Effective Date 08-31-18
Use only genuine Walker® replacement parts.

DS60 DECK ASSEMBLY

ITEM NO.	PART NO.	DESCRIPTION	NO. REQ'D	ITEM NO.	PART NO.	DESCRIPTION	NO. REQ'D
Deck Housing Components				Blade Spindle Components			
1	8735-8	Rubber Mat (2-1/2 x 12)	1	44	2052-1	Blade Spindle	3
2	2786-18	DS60 Belt Cover (Includes Item # 1)	1	45	5830	Grease Fitting	3
3	2703-5	Knob, 10-24 x 1/2	8	46	7705-15	Hi-Lift Blade 21" (RH Rotation)	3
4	2723-11	Spindle Cover, LH	1	Fasteners			
5	8745-15	Axle Spacer Tube	2	F002	10-24 Keps Nut		4
6	5162-2	Roller Wheel (2 x 5)	2	F004	1/4-20 Keps Nut		8
7	NS	Deck Serial Number Plate	1	F005	1/4-20 ESNA Nut		12
8	8735-10	Rubber Mat (5 x 6)	2	F009	5/16-18 Whiz Locknut		8
9	2910-10	60SD Deck Housing (Includes Item # 8)	1	F012	3/8-16 Keps Nut		3
10	2720-5	Deck Height Adjustment Clevis	2	F013	3/8-16 Whiz Locknut		21
11	6715-4	Axle Spacer Tube	4	F014	3/8-16 ESNA Nut		2
12	6715-3	Roller Wheel Bearing	8	F025	10-24 x 3/8 PPHMS		2
13	6715-2	Roller Wheel	4	F028	10-24 x 3/4 PPHMS		2
14	2720-7	DSD60 Baffle	1	F029	1/4-20 x 1/2 Hex Bolt		7
15	2705-8	Front Backup Plate	1	F031	1/4-20 x 5/8 Hex Bolt		2
16	2707-1	60SD Skid Bar	1	F033	1/4-20 x 1 PTH Bolt		12
17	2705-7	Center Backup Plate	1	F039	3/8-16 x 1-1/4 Hex Bolt		18
18	2705-9	Rear Backup Plate	1	F041	3/8-16 x 1-3/4 Hex Bolt		3
19	2809-2	Rubber Shield	1	F048	1/2 SAE Washer		3
20	2705-10	Chute Frame / Outer	1	F050	1/4 SAE Washer		2
21	2723-14	Spindle Cover, RH	1	F051	3/8 SAE Washer		4
Blade Drive Components				F059	3/8 Wave Spring Washer		2
22	2618-1	Cover, PTO Shaft Guard	1	F065	3/16 x 3/4 Woodruff Key (#606)		3
23	2620-3	Rubber Flap	1	F067	3/16 x 3/16 x 1 Key		1
24	2620-2	Backing Plate	1	F075	5/16-18 x 1/2 SQH Set Screw		2
25	2619-3	PTO Shaft Guard	1	F123	1" External Snap Ring		4
	2618-4	PTO Shaft Guard Assembly (Includes Items # 22-25, F002, F025 & F028)	*	F206	#2 x 3/16 Drive Pin		2
26	8285-3	U-Joint Shaft Assembly, Spline (Includes Item # F318)	1	F211	1/4-20 x 7/8 Hex Bolt		2
27	5270	Bearing W/Collar (1")	2	F226	5/16-18 x 7/8 Hex Bolt		4
28	2726	PTO Bearing Housing	1	F262	3/8-16 x 4 Hex Bolt All Thread		1
29	2726-1	PTO Drive Shaft	1	F265	1/2-20 x 1-1/2 Hex Bolt		3
30	2240-10	Drive Pulley (Includes Items # F075 & F435)	1	F306	3/8-16 x 3/4 Hex Bolt		4
31	2724-14	Idler Mount Weldment	1	F318	3/8-16 x 3/4 SQH Set Screw		2
32	5195-2	Compression Spring (1 x 6-3/8) (Black)	2	F336	3/8-16 Jam Nut		1
33	2724-17	Guide Rod Bushing	4	F388	3/8-16 x 2-1/2 Hex Bolt		1
34	2725-8	Mount Base	1	F393	3/8-16 x 3-1/4 Hex Bolt		2
35	2723-16	Guide Rods (8-5/8) Clear Zinc	2	F404	5/8-18 Jam Nut		3
36	2724-19	Guide Rod Stop	1	F405	3/8-16 x 1-1/2 FHA Screw, SS		2
37	2245-6	Idler Pulley Shaft	2	F408	7/16-20 Jam Nut		2
38	7245-2	Idler Pulley	1	F435	1/4 x 1/4 x 1-1/4 Key		1
39	2240-7	Blade Drive Pulley (3.6) W/Shield	3	F445	1-7/8 Internal Snap Ring		1
40	8245	Idler Pulley (6")	2	F458	Washer 1-1/4 x 5/8 x 3/16		3
41	2731-3	Blade Drive Belt (1250L4-K)	1	F478	5/16-18 x 3-1/4 Hex Bolt		4
42	2265	Bearing (20mm)	1	F551	5/16-18 Flange Top Lock Nut		4
43	2245-2	Idler Pulley	1	F571	5/16-18 x 7/8 Carriage Bolt		4
				* Service Part Only			

DS60 DECK ASSEMBLY



Refer to LUBRICATION POINTS, Page 58.

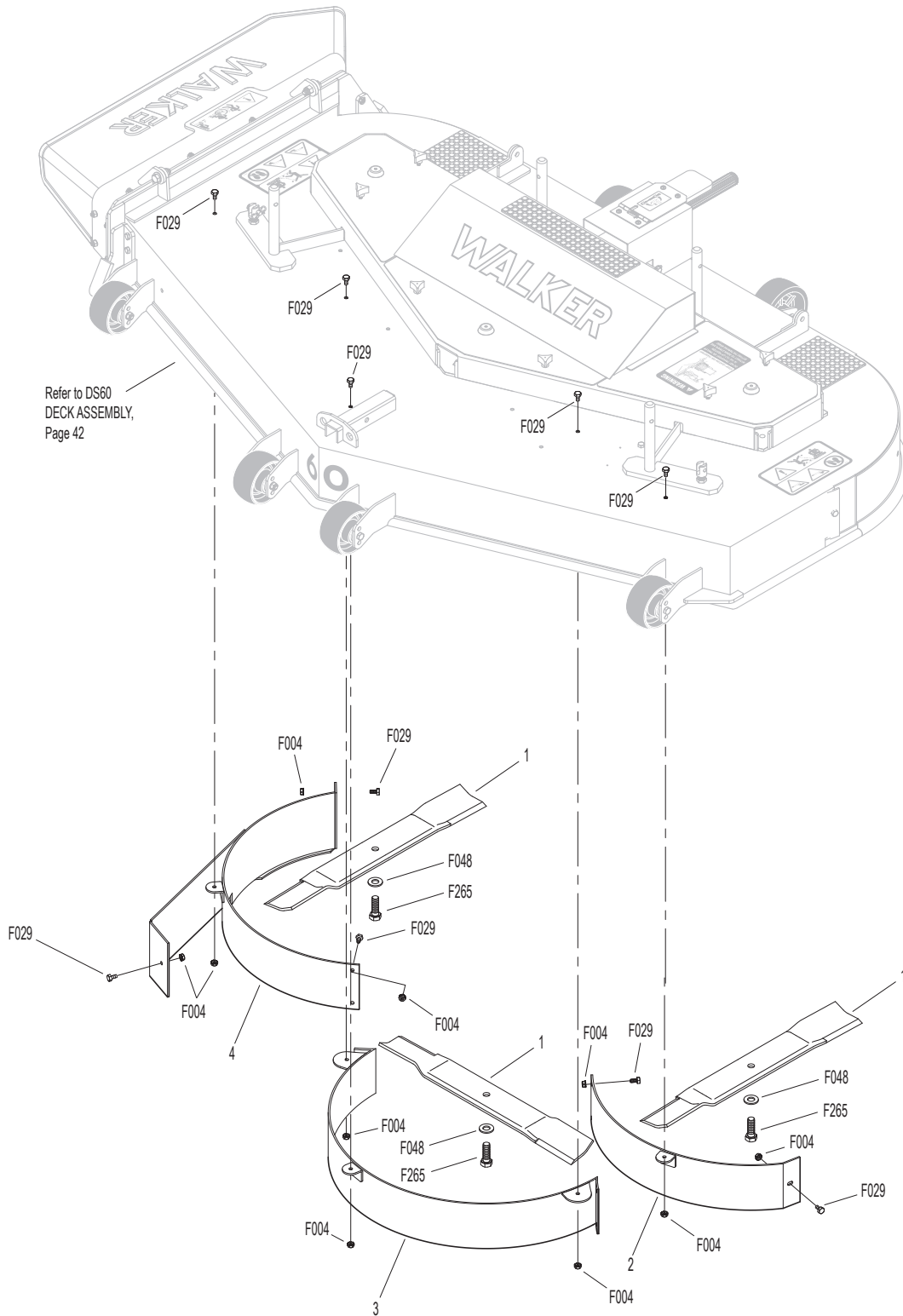
† Refer to FASTENER LOCTITE® APPLICATION & TORQUE INSTRUCTIONS, Page 62.

Effective Date 08-31-18
Use only genuine Walker® replacement parts.

DS60 MULCHING KIT

ITEM NO.	PART NO.	DESCRIPTION	NO. REQ'D	ITEM NO.	PART NO.	DESCRIPTION	NO. REQ'D
<p>Kit 2691-10 Mulching Kit (For DS60 Deck Assembly) Includes Items # 1-4, fasteners listed and instructions. May be ordered as a factory-installed option or as a kit for dealer installation. Contact your Walker dealer. Refer also to DS60 DECK ASSEMBLY, page 42.</p>				<p>Fasteners</p>			
1	7705-16	Blade, 21" Low Lift	3	F004		1/4-20 Keps Nut	13
2	2691-7	Left Hand Baffle	1	F029		1/4-20 x 1/2 Hex Bolt	13
3	2691-6	Center Baffle	1	F048		1/2 SAE Washer	3
4	2691-8	Right Hand Baffle	1	F265		1/2-20 x 1-1/2 Hex Bolt	3

DS60 MULCHING KIT



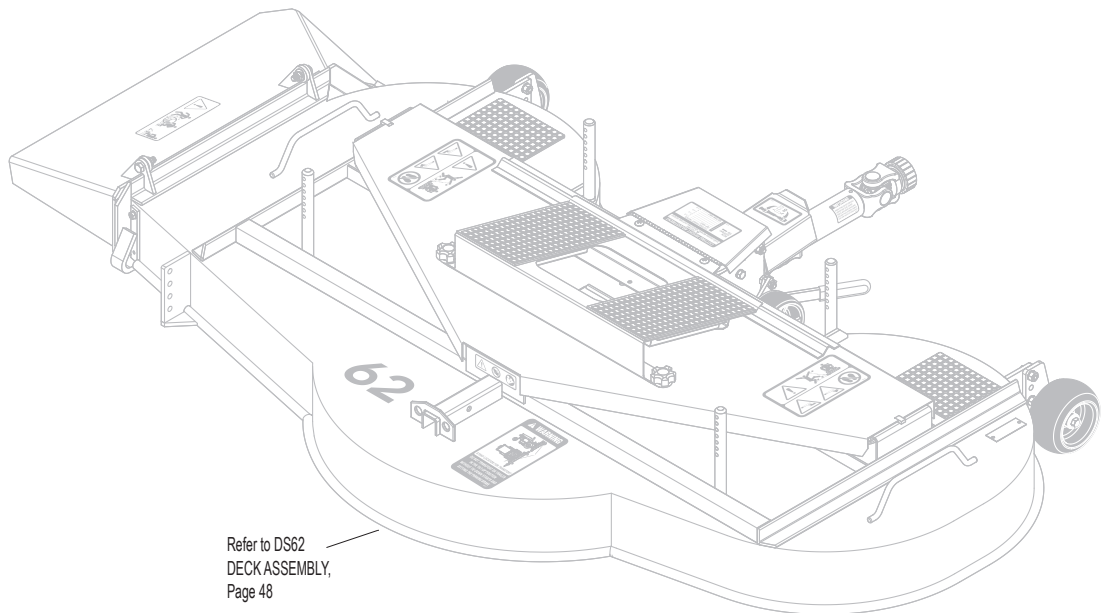
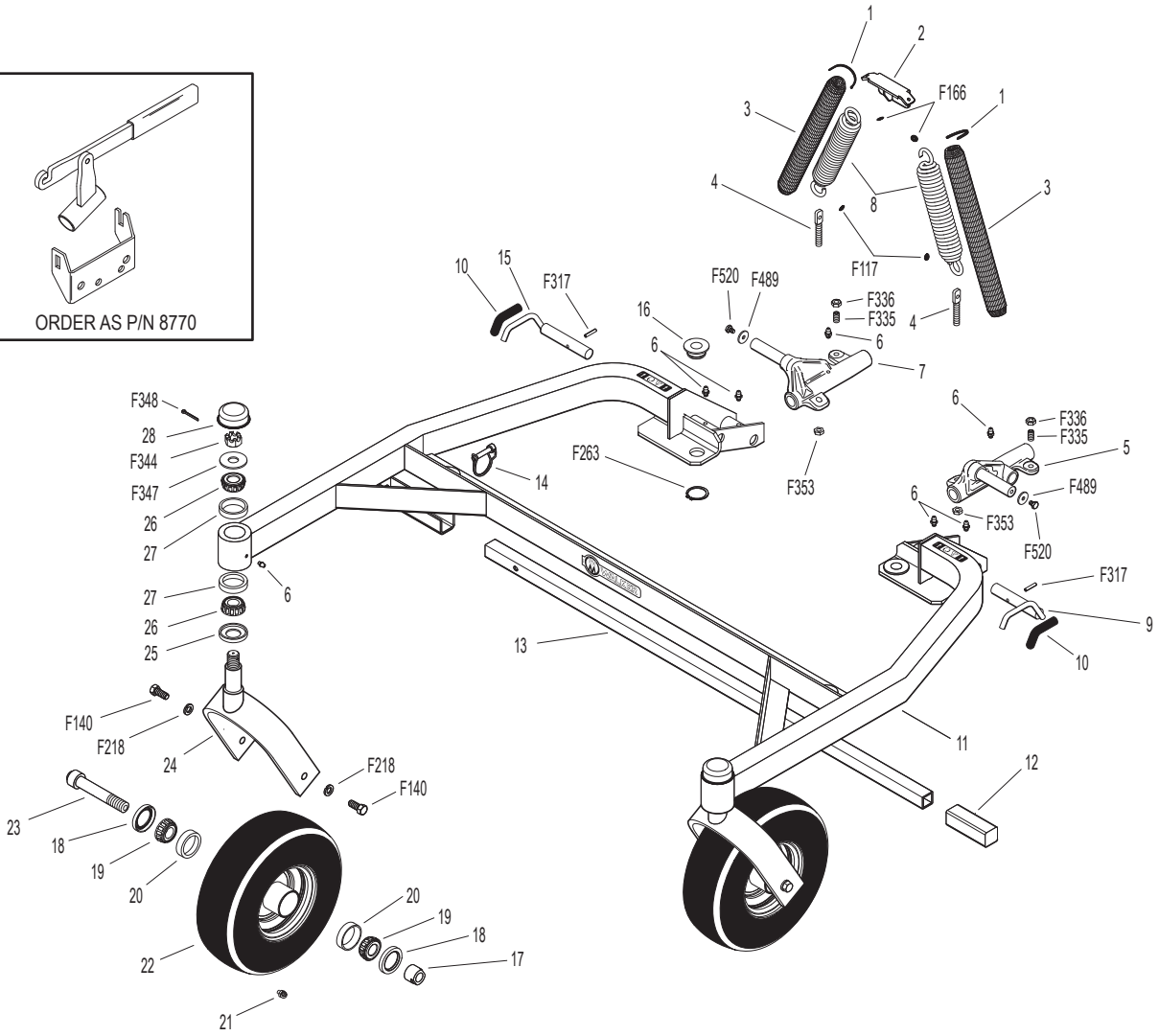
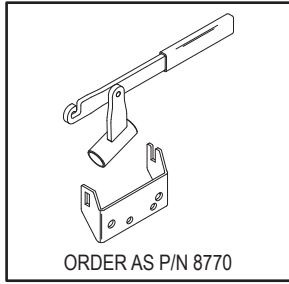
62 INCH COMPLETE CARRIER FRAME ASSEMBLY

ITEM NO.	PART NO.	DESCRIPTION	NO. REQ'D	ITEM NO.	PART NO.	DESCRIPTION	NO. REQ'D
Spring and Pivot Mount Components				Caster Wheel Components			
1	5975-3	Cable Tie (50# x 7")	4	17	8766	Axle Nut (3/4-16)	2
2	5744-1	Spring Clip Bracket	1	18	8768-2	Seal, Reverse Lip	4
3	5743-1	Spring Cover	2	19	8037	Bearing Cone (3/4 ID)	4
4	5743-4	Eyebolt (3/8-16 x 2-3/4)	2	20	8037-2	Bearing Race	4
5	8667-3	Pivot Mount Assembly, LH/Adj. (Includes Items # 6, F353, F489 & F520)	*	21	5830-3	Grease Fitting (45 Degree)	2
6	5830	Grease Fitting	8	22	8768-7	Caster Wheel, Pneumatic (11 x 4.00-5) (Includes Items # 20 & 21)	2
7	8667-4	Pivot Mount Assembly, RH/Adj. (Includes Items # 6, F353, F489 & F520)	*		8768-3	Tire, Pneumatic (11 x 4.00-5)	*
8	5743-6	Extension Spring (1-1/2 x 7-3/4) (Includes Items # 1, F117 & F166)	2		8768-5	Caster Wheel (5 x 3)	*
Carrier Frame Components				23	8767	Axle, Caster Wheel (5-1/8)	2
9	8674-11	Lever, Deck Lock, LH	1	24	8765-11	Caster Wheel Fork	2
10	7406-1	Handle Grip (Red)	2	25	8769-7	Seal	2
11	8911-12	62 SD Carrier Frame	1	26	8769-6	Bearing Cone (1" ID)	4
	8911-10	62 SD Carrier Frame, With Pivots (Includes Items # 5, 7, 9, 10, 15, F317, F335 & F336)	*	27	8769-5	Bearing Cup (2 x 1-5/8)	4
12	5850-5	Handle Grip (1 x 1 x 3-3/4)	1	28	8769-8	Dust Cap, Deck Caster	2
13	8911-25	Tilt Bar With Grip (42-1/2) (Includes Item # 12)	1	Fasteners			
14	7775-5	Lock Pin (5/16 x 1-5/8)	1		F117	Retainer Ring	2
15	8674-10	Lever, Deck Lock, RH	1		F140	7/16-14 x 1 Hex Bolt	4
16	8740	Deck Pin Bushing (3/4 ID)	4		F166	Retainer Ring	2
					F218	7/16 Split Lock Washer	4
					F263	1-1/4 External Snap Ring	4
					F317	3/16 x 1 Split Spring Pin	2
					F335	3/8-16 x 7/8 Set Screw, SS	2
					F336	3/8-16 Jam Nut	2
					F344	3/4-16 Slotted Hex Nut	2
					F347	3/4 SAE Washer	2
					F348	1/8 x 1-1/2 Cotter Pin	2
					F353	3/8-16 ESNA LP Nut	2
					F489	Washer 1/4 x 7/8 x .090	2
					F520	1/4-28 x 3/8 Hex Bolt	2

* Service Part Only

NOTE: The E-Z Pin Puller P/N 8770 can be ordered to assist removing and installing height adjustment hitch pins on larger decks. This item stows on tractor when not in use.

62 INCH COMPLETE CARRIER FRAME ASSEMBLY



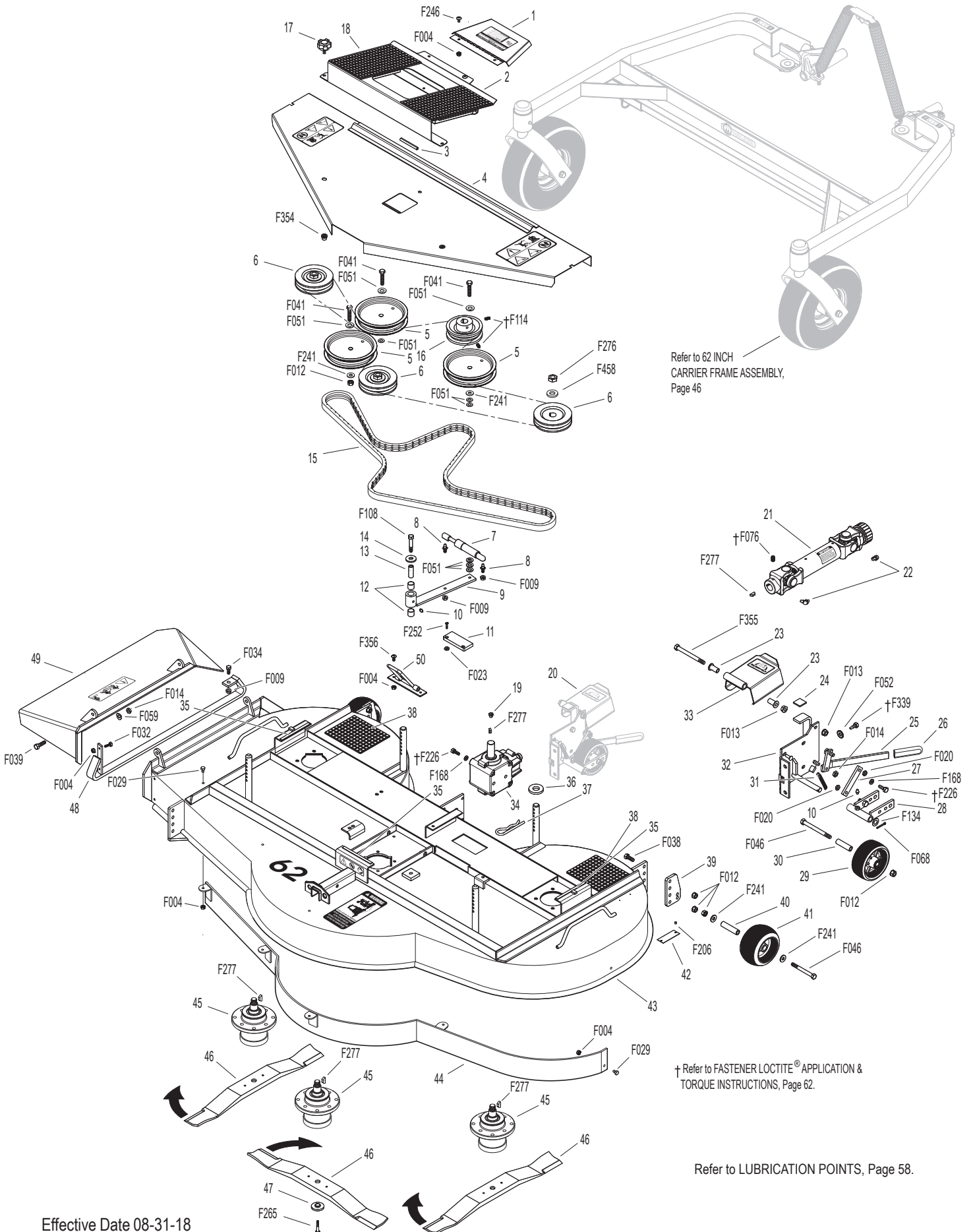
Refer to DS62
DECK ASSEMBLY,
Page 48

Refer to LUBRICATION POINTS, Page 58.

DS62 DECK ASSEMBLY

ITEM NO.	PART NO.	DESCRIPTION	NO. REQ'D	ITEM NO.	PART NO.	DESCRIPTION	NO. REQ'D
Blade Drive Components				40	8745-30	Axle Spacer Tube	3
1	8789-5	Pulley Guard	1	41	6715-1	Roller Wheel (5")	3
2	8786-15	Footrest Assembly (Includes Item # 18)	1	42	NS	Deck Serial Number Plate	1
3	8754-3	Edge Molding	2	43	8910-11	62 SD Deck Housing (Includes Items # 35 & 38)	1
4	8785-5	62 SD Cover Plate (Includes Items # 3 & F354)	1	44	8792-10	Baffle, DSD62	1
5	8245	Idler Pulley (6")	3	45	8052-2	Blade Spindle	3
6	8240	Blade Drive Pulley (4-1/2)	3	46	5705-3	Blade, 22" (RH Rotation)	3
7	8762	Dampening Spring (Gas)	1		5705-13	62 SD Blade Set	*
8	5146	10mm Ball Stud	2	47	8728	Machine Bushing (1/2 x 1-1/2)	3
9	8373-3	Idler Arm (2-Hole)	1	48	8707	52/62 SD Skid Bar	1
10	5830	Grease Fitting	2	49	8709	52/62 SD Discharge Shield	1
11	8374-1	Idler Arm Guide	1	50	8670-10	Tilt-Up Hook	1
12	7201-3	Fiberglide Bearing	2	Fasteners			
13	7201-4	Inner Race (1-1/2)	1	F004	1/4-20 Keps Nut	11	
14	5841	Retainer Washer (3/8 x 1-1/4)	1	F009	5/16-18 Whiz Locknut	3	
15	8731	Blade Drive Belt (23VX1180)	1	F012	3/8-16 Keps Nut	11	
16	6240-2	Drive Pulley (4-1/2 / 3V) (Includes Items # F114 & F277)	1	F013	3/8-16 Whiz Locknut	2	
17	8787	Deck Cover Knob	3	F014	3/8-16 ESNA Nut	3	
18	8786-10	Rubber Mat (6 x 10-1/2)	2	F020	5/16-18 ESNA Nut	2	
Gearbox and Dolly Wheel Components				F023	10-24 ESNA Nut	2	
19	6206-1	Air Vent Valve	1	F029	1/4-20 x 1/2 Hex Bolt	5	
20	8745-25	Dolly Wheel / PTO Guard Assembly (Includes Items # 23, 24, 26, 29, 30, 33, F012, F013, F046, F052, F168, F226, F339 & F355)	*	F032	1/4-20 x 3/4 Hex Bolt	2	
21	8285-2	U-Joint Shaft Assy, T-Scope (Includes Items # 22, F076 & F277)	1	F034	5/16-18 x 3/4 Hex Bolt	1	
22	5830-3	Grease Fitting (45 Degree)	2	F038	3/8-16 x 1 Hex Bolt	6	
23	5103-4	Pivot Bushing (3/8 ID)	2	F039	3/8-16 x 1-1/4 Hex Bolt	2	
24	8788	Rubber Bumper (Self-Adhesive Mount)	1	F041	3/8-16 x 1-3/4 Hex Bolt	3	
25	8745-14	Retract Lever	1	F046	3/8-16 x 3-1/2 Hex Bolt	4	
26	5850-3	Handle Grip, Foam (3-1/4)	1	F051	3/8 SAE Washer	9	
27	8745-12	Actuator Link	1	F052	5/16 External Star Lock Washer	2	
28	8745-13	Dolly Wheel Mount (Includes Item # 10)	1	F059	3/8 Wave Spring Washer	2	
29	6715	Roller Wheel (3-7/8)	1	F068	1/8 x 1 Cotter Pin	1	
30	8745-15	Axle Spacer Tube	1	F076	3/8-16 x 5/8 SQH Set Screw	*	
31	5229	Extension Spring (1/2 x 2-1/4)	1	F108	3/8-16 x 2 Hex Bolt	1	
32	8745-20	Mount Bracket (Includes Items # 24, F052, F068 & F339)	1	F114	5/16-18 x 5/8 SQH Set Screw	2	
33	8745-40	PTO Cover Plate	1	F134	AN960816L Washer	1	
34	8051-11	Right Angle Gearbox (Includes Item # 19)	1	F168	5/16 Split Lock Washer	8	
Deck Housing Components				F206	#2 x 3/16 Drive Pin	2	
35	8790	Rubber Cushion Strip	3	F226	5/16-18 x 7/8 Hex Bolt	8	
36	8727	Washer Shim (13/16 x 1/4)	4	F241	.375 x .875 x .10 Washer	8	
37	8775	Hitch Pin (#219)	4	F246	1/4-20 x 1/2 PTHMS	2	
38	8735-10	Rubber Mat (5 x 6)	2	F252	10-24 x 3/4 PFHMS	2	
39	8720-30	Anti-Scalp Wheel Mount	3	F265	1/2-20 x 1-1/2 Hex Bolt	3	
				F276	5/8-11 Jam Nut	3	
				F277	3/16 x 5/8 Woodruff Key (#605)	5	
				F339	5/16-18 x 3/4 Self-Tapping Bolt	2	
				F354	5/16 Knurled Thread Insert	2	
				F355	3/8-16 x 4 Hex Bolt	1	
				F356	1/4-20 x 5/8 PTHMS, SS	2	
				F458	Washer 1-1/4 x 5/8 x 3/16	3	
				* Service Part Only			

DS62 DECK ASSEMBLY



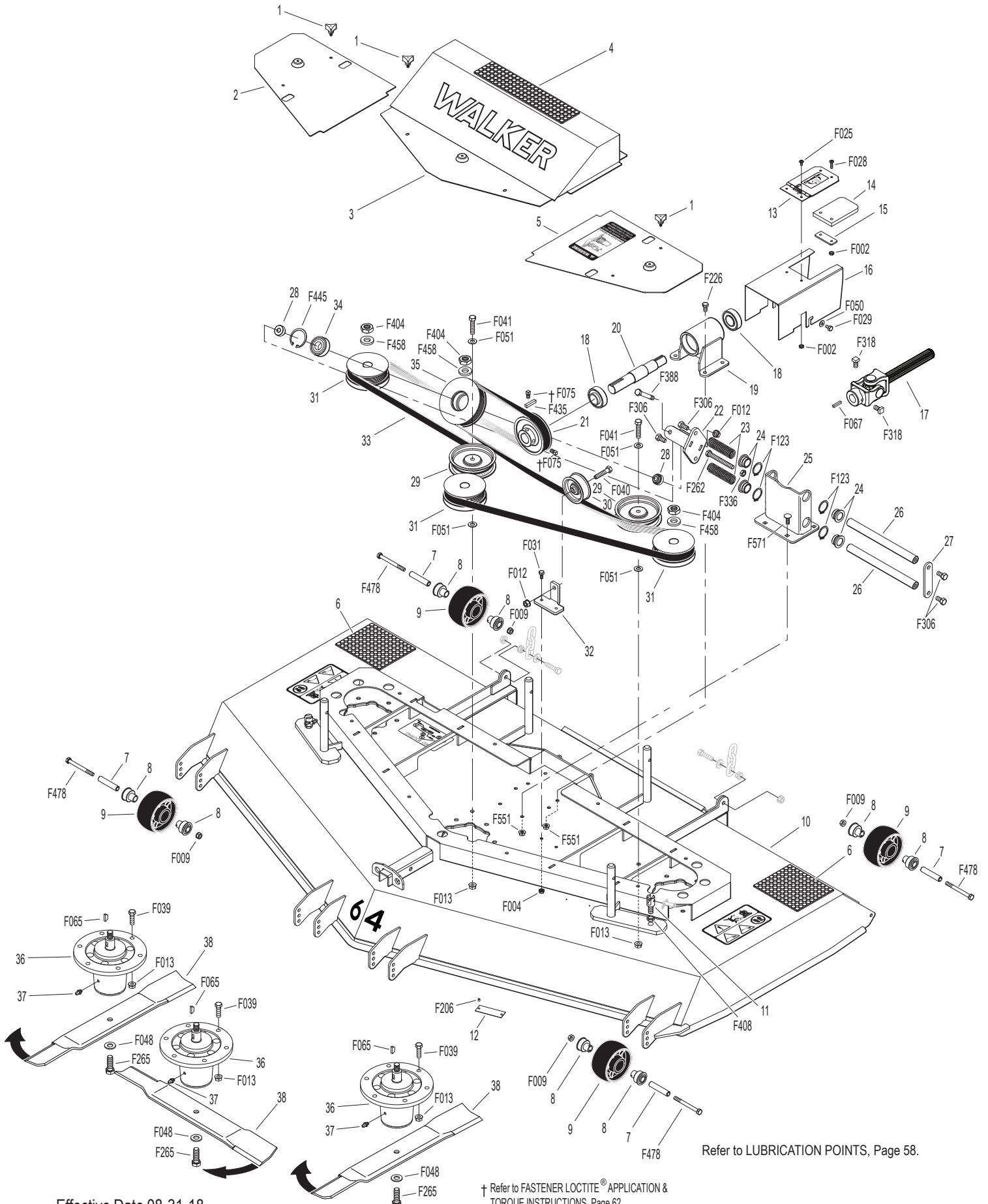
Effective Date 08-31-18
Use only genuine Walker® replacement parts.

DR64 DECK ASSEMBLY

ITEM NO.	PART NO.	DESCRIPTION	NO. REQ'D	ITEM NO.	PART NO.	DESCRIPTION	NO. REQ'D
Deck Housing Components				Blade Spindle Components			
1	2703-5	Knob, 10-24 x 1/2	8	36	2052-1	Blade Spindle	3
2	2723-18	Spindle Cover, RH	1	37	5830	Grease Fitting	3
3	2786-13	Belt Cover (Includes Item # 4)	1	38	7705-28	Blade 22.166"	3
4	8735-8	Rubber Mat (2-1/2 x 12)	1	Fasteners			
5	2723-17	Spindle Cover, LH	1	F002		10-24 Keps Nut	4
6	8735-10	Rubber Mat (5 x 6)	2	F004		1/4-20 Keps Nut	2
7	6715-4	Axle Spacer Tube	6	F009		5/16-18 Whiz Locknut	6
8	6715-3	Roller Wheel Bearing	12	F012		3/8-16 Keps Nut	2
9	6715-2	Roller Wheel	6	F013		3/8-16 Whiz Locknut	20
10	2910-8	DR64 Deck Housing (Includes Item # 6)	1	F025		10-24 x 3/8 PPHMS	2
11	2720-5	Deck Height Adjustment Clevis	2	F028		10-24 x 3/4 PPHMS	2
12	NS	Deck Serial Number Plate	1	F029		1/4-20 x 1/2 Hex Bolt	2
Blade Drive Components				F031		1/4-20 x 5/8 Hex Bolt	2
13	2618-1	Cover, PTO Shaft Guard	1	F039		3/8-16 x 1-1/4 Hex Bolt	18
14	2620-3	Rubber Flap	1	F040		3/8-16 x 1-1/2 Hex Bolt	1
15	2620-2	Backing Plate	1	F041		3/8-16 x 1-3/4 Hex Bolt	2
16	2619-3	PTO Shaft Guard	1	F048		1/2 SAE Washer	3
	2618-4	PTO Shaft Guard Assembly (Includes Items # 13-16, F002, F025 & F028)	*	F050		1/4 SAE Washer	2
17	8285-4	U-Joint Shaft Assembly, Spline (Includes Item # F318)	1	F051		3/8 SAE Washer	4
18	5270	Bearing W/Collar (1")	2	F065		3/16 x 3/4 Woodruff Key (#606)	3
19	2726-2	PTO Bearing Housing	1	F067		3/16 x 3/16 x 1 Key	1
20	2726-3	PTO Shaft	1	F075		5/16-18 x 1/2 SQH Set Screw	2
21	2240-10	Drive Pulley (Includes Items # F075 & F435)	1	F123		1" External Snap Ring	4
22	2724-14	Idler Mount Weldment	1	F206		#2 x 3/16 Drive Pin	2
23	5195-2	Compression Spring (1 x 6-3/8) (Black)	2	F226		5/16-18 x 7/8 Hex Bolt	4
24	2724-17	Guide Rod Bushing	4	F262		3/8-16 x 4 Hex Bolt All Thread	1
25	2725-8	Mount Base	1	F265		1/2-20 x 1-1/2 Hex Bolt	3
26	2723-16	Guide Rod (8-5/8) Clear Zinc	2	F306		3/8-16 x 3/4 Hex Bolt	4
27	2724-19	Guide Rod Stop	1	F318		3/8-16 x 3/4 SQH Set Screw	2
28	2245-6	Idler Pulley Shaft	2	F336		3/8-16 Jam Nut	1
29	7245-2	Idler Pulley	2	F388		3/8-16 x 2-1/2 Hex Bolt	1
30	5245-1	Idler Pulley	1	F404		5/8-18 Jam Nut	3
31	2240-9	Blade Drive Pulley (3.8) W/Shield	3	F408		7/16-20 Jam Nut	2
32	5245-9	Idler Mount	1	F435		1/4 x 1/4 x 1-1/4 Key	1
33	2731-5	Blade Drive Belt (1340 L4-K)	1	F445		1-7/8 Internal Snap Ring	1
34	2265	Bearing (20mm)	1	F458		Washer 1-1/4 x 5/8 x 3/16	3
35	2245-2	Idler Pulley	1	F478		5/16-18 x 3-1/4 Hex Bolt	6
				F551		5/16-18 Flange Top Lock Nut	8
				F571		5/16-18 x 7/8 Carriage Bolt	4

* Service Part Only

DR64 DECK ASSEMBLY



Refer to LUBRICATION POINTS, Page 58.

† Refer to FASTENER LOCTITE® APPLICATION & TORQUE INSTRUCTIONS, Page 62.

Effective Date 08-31-18
Use only genuine Walker® replacement parts.

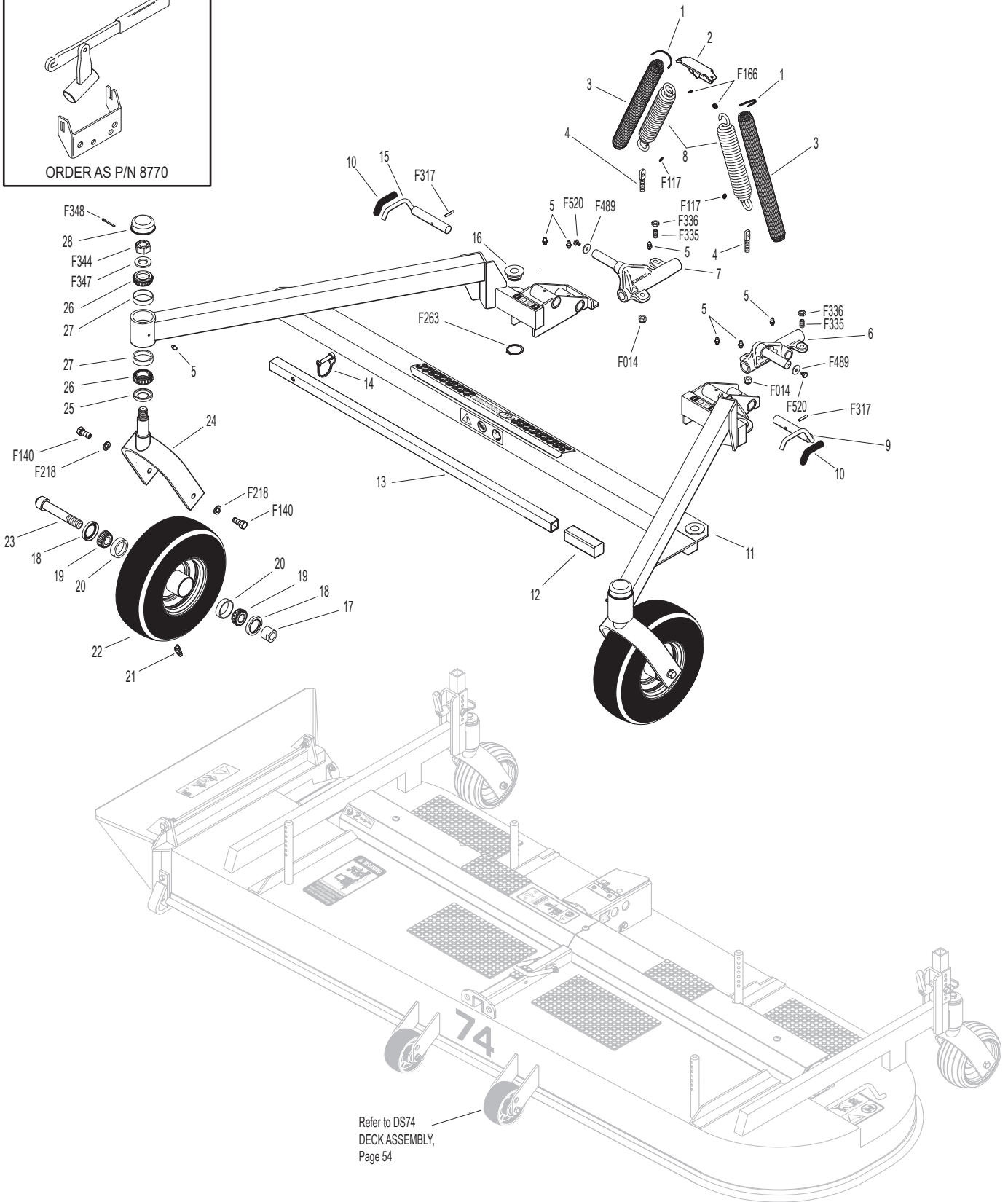
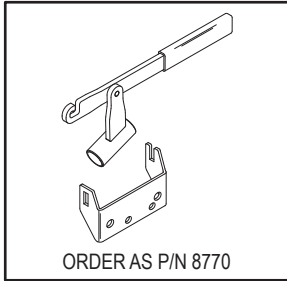
74 INCH COMPLETE CARRIER FRAME ASSEMBLY

ITEM NO.	PART NO.	DESCRIPTION	NO. REQ'D	ITEM NO.	PART NO.	DESCRIPTION	NO. REQ'D
Spring and Pivot Mount Components				Caster Wheel Components			
1	5975-3	Cable Tie (50# x 7")	4	17	8766	Axle Nut (3/4-16)	2
2	5744-1	Spring Clip Bracket	1	18	8768-2	Seal, Reverse Lip	4
3	5743-1	Spring Cover	2	19	8037	Bearing Cone (3/4 ID)	4
4	5743-3	Eyebolt (3/8-16 x 2)	2	20	8037-2	Bearing Race	4
5	5830	Grease Fitting	8	21	5830-3	Grease Fitting (45 Degree)	2
6	8667-3	Pivot Mount Assembly, LH/Adj. (Includes Items # 5, F014, F489 & F520)	*	22	8768-7	Caster Wheel, Pneumatic (11 x 4.00-5) (Includes Items # 20 & 21)	2
7	8667-4	Pivot Mount Assembly, RH/Adj. (Includes Items # 5, F014, F489 & F520)	*		8768-3	Tire, Pneumatic (11 x 4.00-5)	*
8	5743-6	Extension Spring (1-1/2 x 7-3/4) (Includes Items # 1, F117 & F166)	2		8768-5	Caster Wheel (5 x 3)	*
Carrier Frame Components				23	8767	Axle, Caster Wheel (5-1/8)	2
9	8674-11	Lever, Deck Lock, LH	1	24	8765-11	Caster Wheel Fork	2
10	7406-1	Handle Grip (Red)	2	25	8769-7	Seal	2
11	7803-1	74 SD Carrier Frame	1	26	8769-6	Bearing Cone (1" ID)	4
12	5850-5	Handle Grip (1 x 1 x 3-3/4)	1	27	8769-5	Bearing Cup (2 x 1-5/8)	4
13	8811-25	Tilt Bar With Grip (35") (Includes Item # 12)	1	28	8769-8	Dust Cap, Deck Caster	2
14	7775-5	Lock Pin (5/16 x 1-5/8)	1	Fasteners			
15	8674-10	Lever, Deck Lock, RH	1		F014	3/8-16 ESNA Nut	2
16	8740	Deck Pin Bushing (3/4 ID)	4		F117	Retainer Ring	2
					F140	7/16-14 x 1 Hex Bolt	4
					F166	Retainer Ring	2
					F218	7/16 Split Lock Washer	4
					F263	1-1/4 External Snap Ring	4
					F317	3/16 x 1 Split Spring Pin	2
					F335	3/8-16 x 7/8 Set Screw, SS	2
					F336	3/8-16 Jam Nut	2
					F344	3/4-16 Slotted Hex Nut	2
					F347	3/4 SAE Washer	2
					F348	1/8 x 1-1/2 Cotter Pin	2
					F489	Washer 1/4 x 7/8 x .090	2
					F520	1/4-28 x 3/8 Hex Bolt	2

* Service Part Only

NOTE: The E-Z Pin Puller P/N 8770 can be ordered to assist removing and installing height adjustment hitch pins on larger decks. This item stows on tractor when not in use.

74 INCH COMPLETE CARRIER FRAME ASSEMBLY



Refer to DS74
DECK ASSEMBLY,
Page 54

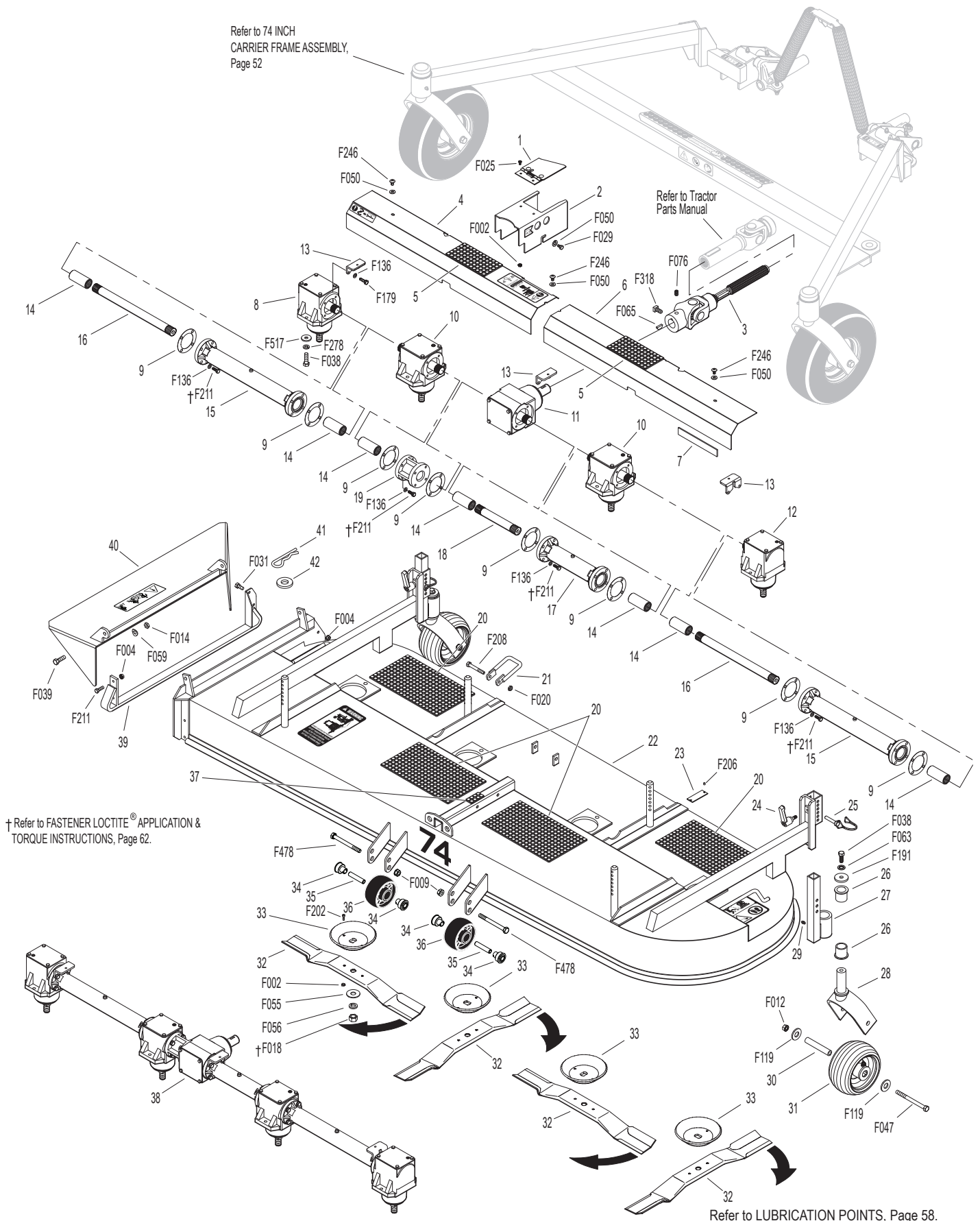
Refer to LUBRICATION POINTS, Page 58.

DS74 DECK ASSEMBLY

ITEM NO.	PART NO.	DESCRIPTION	NO. REQ'D	ITEM NO.	PART NO.	DESCRIPTION	NO. REQ'D
Gearbox and Drive Components				33	5706	Blade Hub & Trash Guard	4
1	8618-6	Cover, PTO Shaft Guard	1	34	6715-3	Roller Wheel Bearing	4
2	8619-7	PTO Shaft Guard	1	35	6715-4	Axle Spacer Tube	2
	8618-7	PTO Shaft Guard Assembly (Includes Items # 1, 2, F002 & F025)	*	36	6715-2	Roller Wheel	2
3	5285-5	U-Joint Shaft Assembly, Spline (Keyed) (Includes Items # F065, F076 & F318)	1	37	8788-1	Rubber Mat (1 x 2)	1
4	7865-6	74 SD Gearbox Cover, RH (Includes Items # 5 & 7)	1	38	6711-16	74 Gearbox and Tube Assembly, HD (Includes Items # 4-7 & 8-19)	1
5	5747-10	Rubber Mat, No-Hole (3 x 6)	2	39	7807-1	74 SD Skid Bar	1
6	7865-5	74 SD Gearbox Cover, LH (Includes Items # 5 & 7)	1	40	7809-1	74 SD Discharge Shield	1
7	8790	Rubber Cushion Strip	2	41	8775	Hitch Pin (#219)	4
				42	8727	Washer Shim (13/16 x 1/4)	4
HD Drive Components				Fasteners			
8	5053-7	HD Gearbox (1:1.2) CW-CCW	1	F002	10-24 Keps Nut		10
9	P007	Gasket, Cap (P#788030)	8	F004	1/4-20 Keps Nut		4
10	5058-3	HD Tee Gearbox (1:1.2)	2	F009	5/16-18 Whiz Locknut		2
11	5051-5	HD Tee Gearbox (1:1) CW-CW & CCW	1	F012	3/8-16 Keps Nut		2
12	5052-9	HD Gearbox (1:1.2) CCW-CCW	1	F014	3/8-16 ESNA Nut		2
13	5704-1	Gearbox Cover Support	3	F018	5/8-18 Hex Nut		4
14	6054	Spline Coupling	7	F020	5/16-18 ESNA Nut		1
15	5069	Connector Tube (14-1/2)	2	F025	10-24 x 3/8 PPHMS		2
16	6733-9	Connecting Shaft (12-1/8)	2	F029	1/4-20 x 1/2 Hex Bolt		2
17	5063	Connector Tube (8-5/8)	1	F031	1/4-20 x 5/8 Hex Bolt		2
18	6733-3	Connecting Shaft (6-1/4)	1	F038	3/8-16 x 1 Hex Bolt		10
19	5060	Connector Tube (2-5/16)	1	F039	3/8-16 x 1-1/4 Hex Bolt		2
Deck Housing Components				F047	3/8-16 x 4-1/2 Hex Bolt		2
20	8786-10	Rubber Mat (6 x 10-1/2)	4	F050	1/4 SAE Washer		5
21	8670-8	Tilt-Up Hook	1	F055	5/8 SAE Washer		4
22	7803-3	74 SD Deck Housing (Includes Items # 20 & 37)	1	F056	5/8 Split Lock Washer		4
23	NS	Deck Serial Number Plate	1	F059	3/8 Wave Spring Washer		2
24	7866-1	Lock Lever, Rear Caster	2	F063	3/8 Int. Star Lock Washer		2
25	7775-5	Lock Pin (5/16 x 1-5/8)	2	F065	3/16 x 3/4 Woodruff Key (#606)		1
26	5683	Pivot Bearing	4	F076	3/8-16 x 5/8 SQH Set Screw		1
27	7866	74 SD Rear Fork Mount (Includes Items # 26 & 29)	2	F119	Rear Caster Spacer		4
28	7870	74 SD Rear Fork	2	F136	AN960C416L Washer		32
29	5830	Grease Fitting	2	F179	1/4-20 x 1 Hex Bolt		6
30	5714-3	Axle Spacer Tube	2	F191	3/8 x 1-1/2 x 3/16 Washer		2
31	7868	74 SD Caster Wheel / Rear	2	F202	10-24 x 5/8 SHC Screw, GR5 SS		8
32	5705-0	Blade 20" (RH Rotation)	4	F206	#2 x 3/16 Drive Pin		2
	5705-16	74 SD Blade Set With Hubs (Includes Items # 32, 33, F002 & F202)	*	F208	5/16-18 x 2-1/4 Hex Bolt		1
				F211	1/4-20 x 7/8 Hex Bolt		28
				F246	1/4-20 x 1/2 PTHMS		3
				F278	3/8 Split Lock Washer		8
				F318	3/8-16 x 3/4 SQH Set Screw		1
				F478	5/16-18 x 3-1/4 Hex Bolt		2
				F517	Washer 3/8 x 1-1/8 x 1/8		8

* Service Part Only

DS74 DECK ASSEMBLY

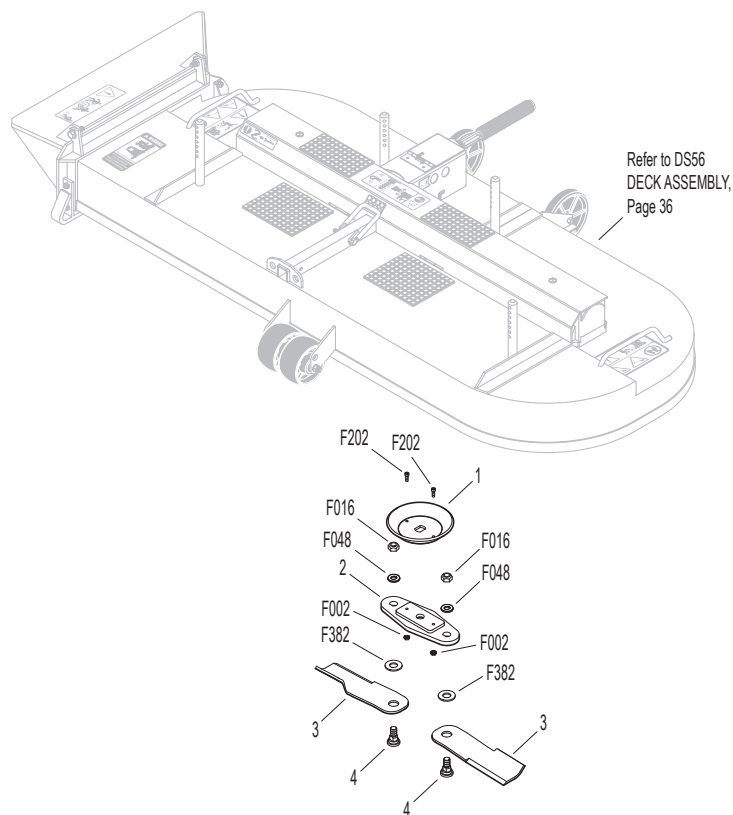


† Refer to FASTENER LOCTITE® APPLICATION & TORQUE INSTRUCTIONS, Page 62.

Refer to LUBRICATION POINTS, Page 58.

OPTIONAL BREAK-AWAY BLADES

ITEM NO.	PART NO.	DESCRIPTION	NO. REQ'D	ITEM NO.	PART NO.	DESCRIPTION	NO. REQ'D
----------	----------	-------------	-----------	----------	----------	-------------	-----------



DS 42" Break-Away Blade Kit (5705-33)

1	5706	Blade Hub & Trash Guard	
2	5706-27	Blade Hub, 42"	
3	5705-30	Break Away Blade	
4	5705-17	Special Bolt (1/2-13 x 1-7/16)	

DS 74" Break-Away Blade Kit (5705-34)

2	1	5706	Blade Hub & Trash Guard	
2	2	5706-26	Blade Hub, 36, 56 & 74	4
4	3	5705-30	Break Away Blade	8
4	4	5705-17	Special Bolt (1/2-13 x 1-7/16)	8

DS 48" Break-Away Blade Kit (7705-8)

1	5706	Blade Hub & Trash Guard	
2	5706-25	Blade Hub, 48"	
3	5705-30	Break Away Blade	
4	5705-17	Special Bolt (1/2-13 x 1-7/16)	

Fasteners

2	F002	10-24 Keps Nut	
2	F016	1/2-13 Self-Locking Nut	*
4	F048	1/2 SAE Washer	*
4	F202	10-24 x 5/8 SHC Screw, GR5 SS	*
	F382	Belleville Washer (.650 x 1.36)	*

DS 56" Break-Away Blade Kit (5705-32)

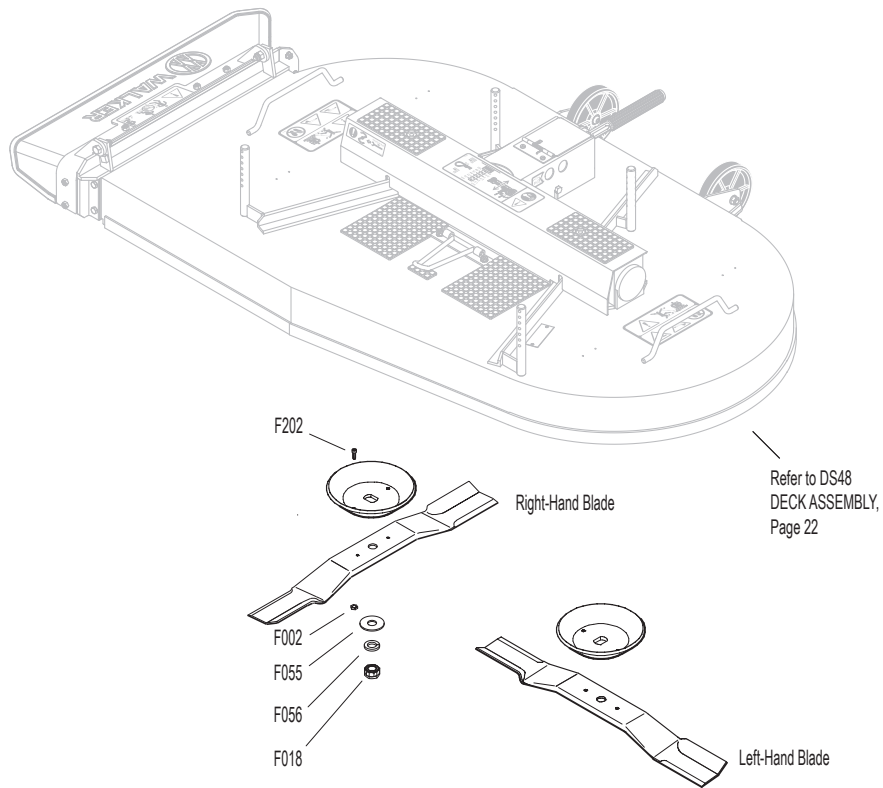
1	5706	Blade Hub & Trash Guard	
2	5706-26	Blade Hub, 36, 56 & 74	
3	5705-30	Break Away Blade	
4	5705-17	Special Bolt (1/2-13 x 1-7/16)	

* Quantities vary

NOTE: Optional blade kit featuring blades mounted on a break-away hub, for use in mowing applications with lots of ground and debris contact, to minimize impact and shock loading.

NOTE: Break-Away blades are designed for use on Side Discharge decks only.

BLADE USAGE CHART



TWO BLADE DECKS	RH BLADE	LH BLADE	BLADE SET
DS36	5705-1	5705-1	5705-5
DS42	5705-3	5705-3	5705-7
DS42 BELT DRIVE	7705-22	7705-22	
DS48	7705-1	7705-1	7705-5

THREE & FOUR BLADE DECKS	SINGLE BLADE	BLADE SET
DS52	5705-14	8738-7*
DS52 MULCHING UPPER BLADE	5705-15	8738-8*
DS52 MULCHING LOWER BLADE	5705-14	8738-7*
DR52	7705-14	
DS56	5705-0	5705-9*
DS60	7705-15	
DS60 MULCHING KIT	7705-16	
DS62	5705-3	5705-13*
DR64	7705-28	
DS74	5705-0	5705-16

Right hand and left hand orientated with operator on seat.

All blade sets include 5706 (Blade Hub & Trash Guard), F002 & F202 unless otherwise specified.

* Blade set consists of three (3) blades

Effective Date 08-31-18

Use only genuine **Walker**® replacement parts.

LUBRICATION POINTS

ITEM NO.	LOCATION	LUBRICATION TYPE	NO. PLACES
----------	----------	------------------	------------

36", DS42, 48" & 56" Assemblies

1	Deck Caster Wheel Fork Pivot	Grease	2
2	Blade Drive Gearbox	Oil*	2
3	Tee Gearbox, Deck	Oil*	1
4	Universal Joint Shaft Assembly	Grease**	1
5	Pivot Assembly, Tilt-Up Deck	Grease	4
6	Deck Support Arm Socket	Grease	2

DS52 & DS62 Assemblies

1	Deck Caster Wheel Fork Pivot	Grease	2
4	Universal Joint Shaft Assembly	Grease**	2
5	Pivot Assembly, Tilt-Up Deck	Grease	4
6	Deck Support Arm Socket	Grease	2
7	Deck Caster Wheel Bearing	Grease	2
8	Idler Arm, 2-Hole	Grease	1
9	Blade Spindle	Grease	3
10	Right Angle Gearbox	Oil***	1
11	Dolly Wheel Retract Lever and Linkage	Oil	1
12	Dolly Wheel Pivot	Grease	1

ITEM NO.	LOCATION	LUBRICATION TYPE	NO. PLACES
----------	----------	------------------	------------

DS74 Assembly

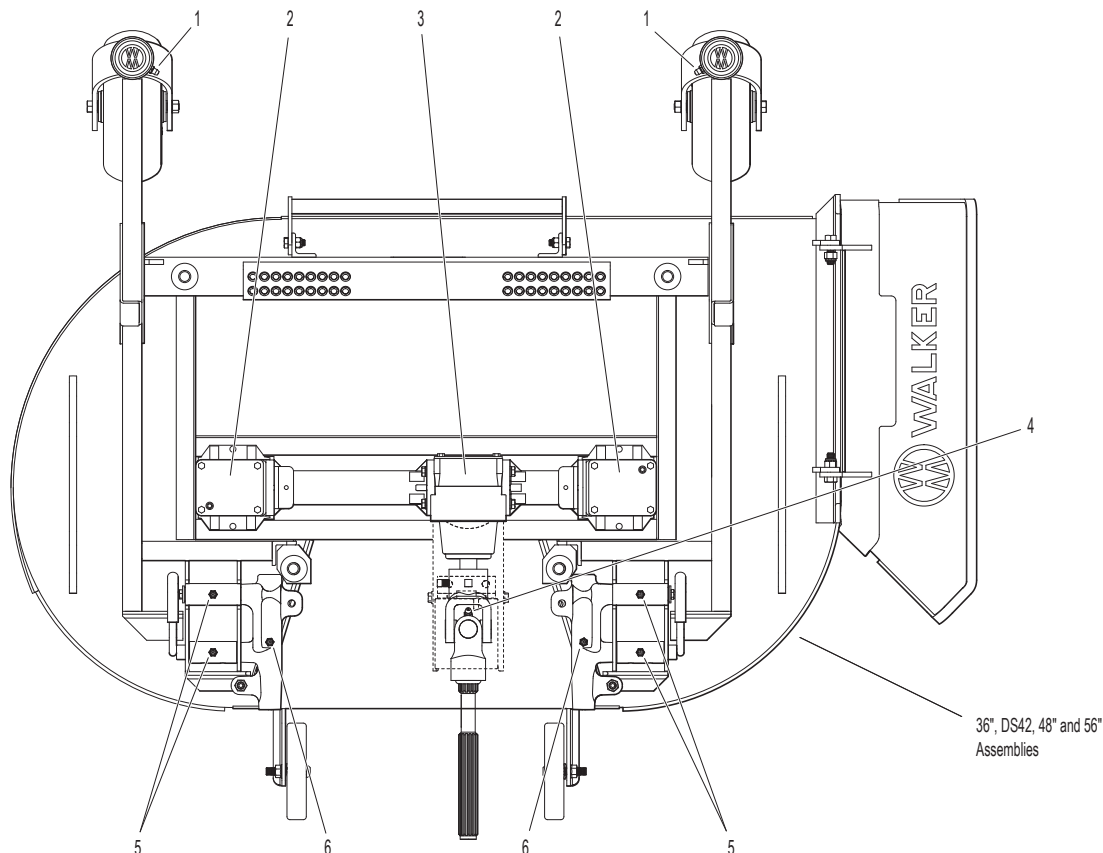
1	Deck Caster Wheel Fork Pivot	Grease	2
2	Blade Drive Gearbox	Oil*	4
3	Tee Gearbox, Deck	Oil*	1
4	Universal Joint Shaft Assembly	Grease**	1
5	Pivot Assembly, Tilt-Up Deck	Grease	4
6	Deck Support Arm Socket	Grease	2
7	Deck Caster Wheel Bearing	Grease	2
13	Rear Deck Caster Wheel Axle	Grease	2

* Gearboxes are permanently lubricated and sealed requiring no scheduled lubrication. Oil level should be checked only when an oil leak is noted.

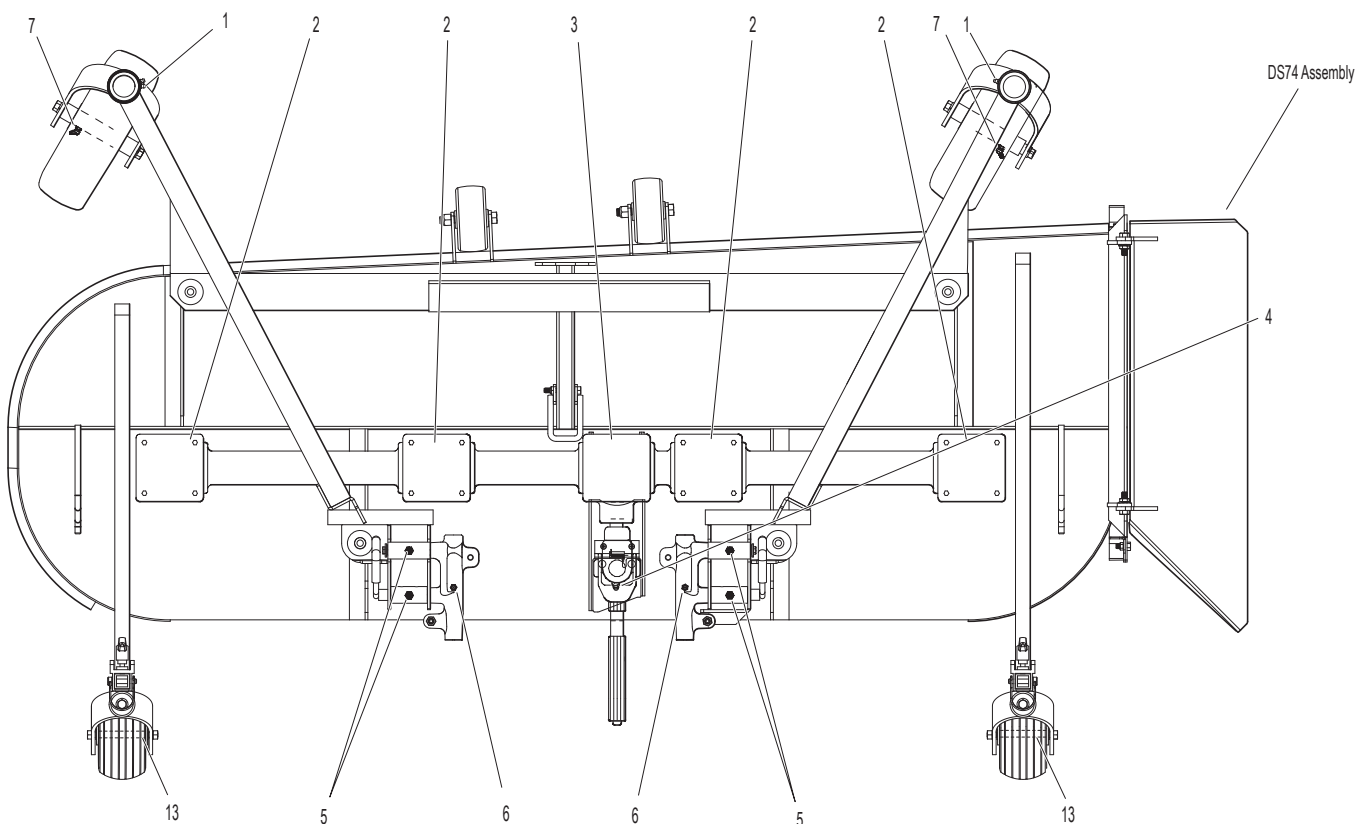
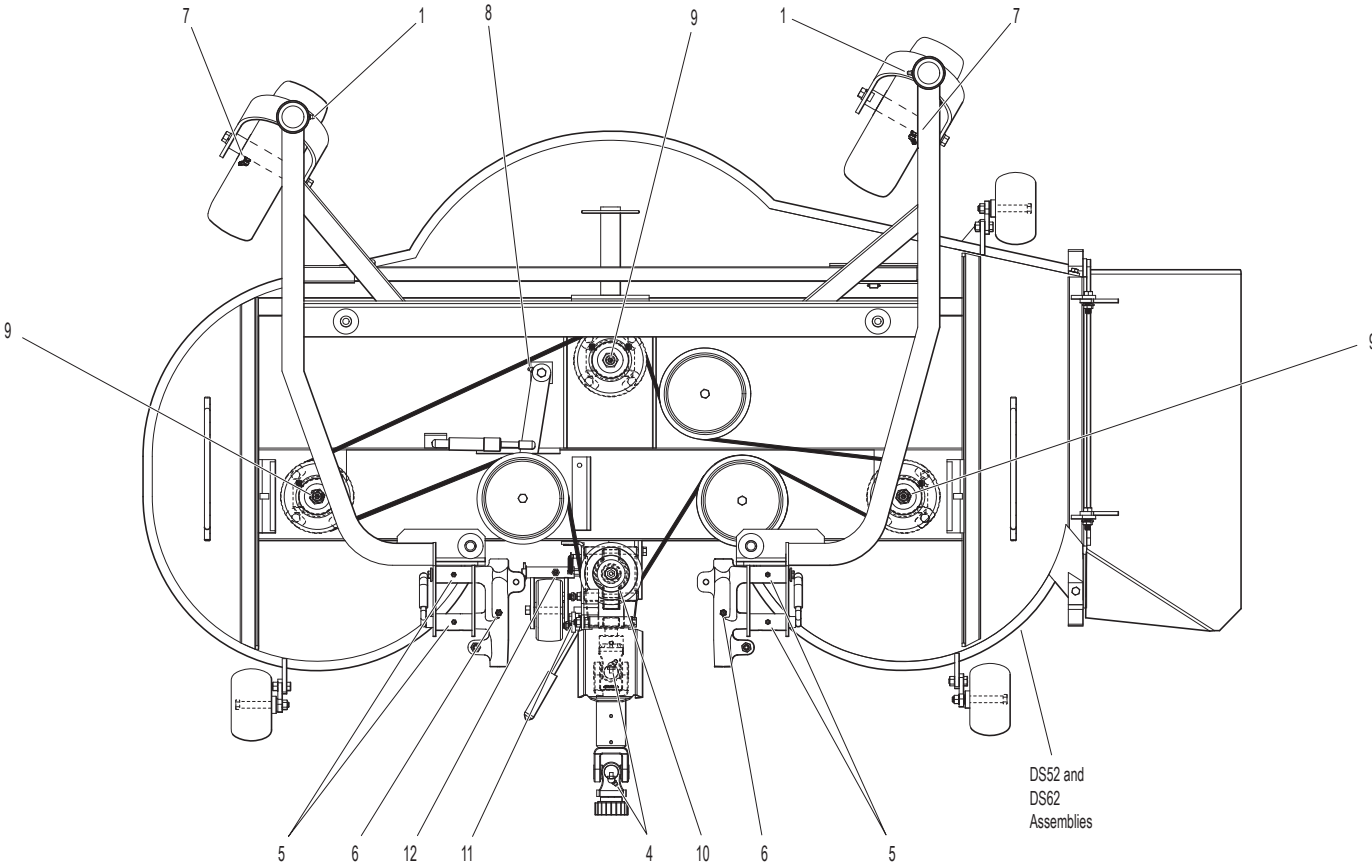
** Grease every 25 hours.

*** Check oil level every 100 hours. Refer to **OPERATOR'S MANUAL** for Lubrication Instructions.

NOTE: Exact location of some Lubrication Points may vary slightly from those shown in the illustration. Decks shown in the illustration are for reference only; for further information on location of parts not shown here, refer to the parts listings for individual Carrier Frames and Deck Assemblies.



LUBRICATION POINTS



Effective Date 08-31-18
 Use only genuine **Walker**® replacement parts.

LUBRICATION POINTS

ITEM NO.	LOCATION	LUBRICATION TYPE	NO. PLACES
----------	----------	------------------	------------

DS42 Belt Drive Assembly

1	Deck Caster Wheel Fork Pivot	Grease	2
2	Blade Spindle	Grease	2
3	Pivot Assembly, Tilt-Up Deck	Grease	4
4	Deck Support Arm Socket	Grease	2
5	Universal Joint Shaft Assembly	Grease*	1

DR52 & DR64 Assemblies

1	Deck Caster Wheel Fork Pivot	Grease	2
2	Blade Spindle	Grease	3
3	Pivot Assembly, Tilt-Up Deck	Grease	2
4	Deck Support Arm Socket	Grease	2
5	Universal Joint Shaft Assembly	Grease*	1
6	Deck Caster Wheel Bearing	Grease	2
7	Front Deck Lift Pivot	Grease	2
8	Rear Deck Lift Pivot	Grease	2

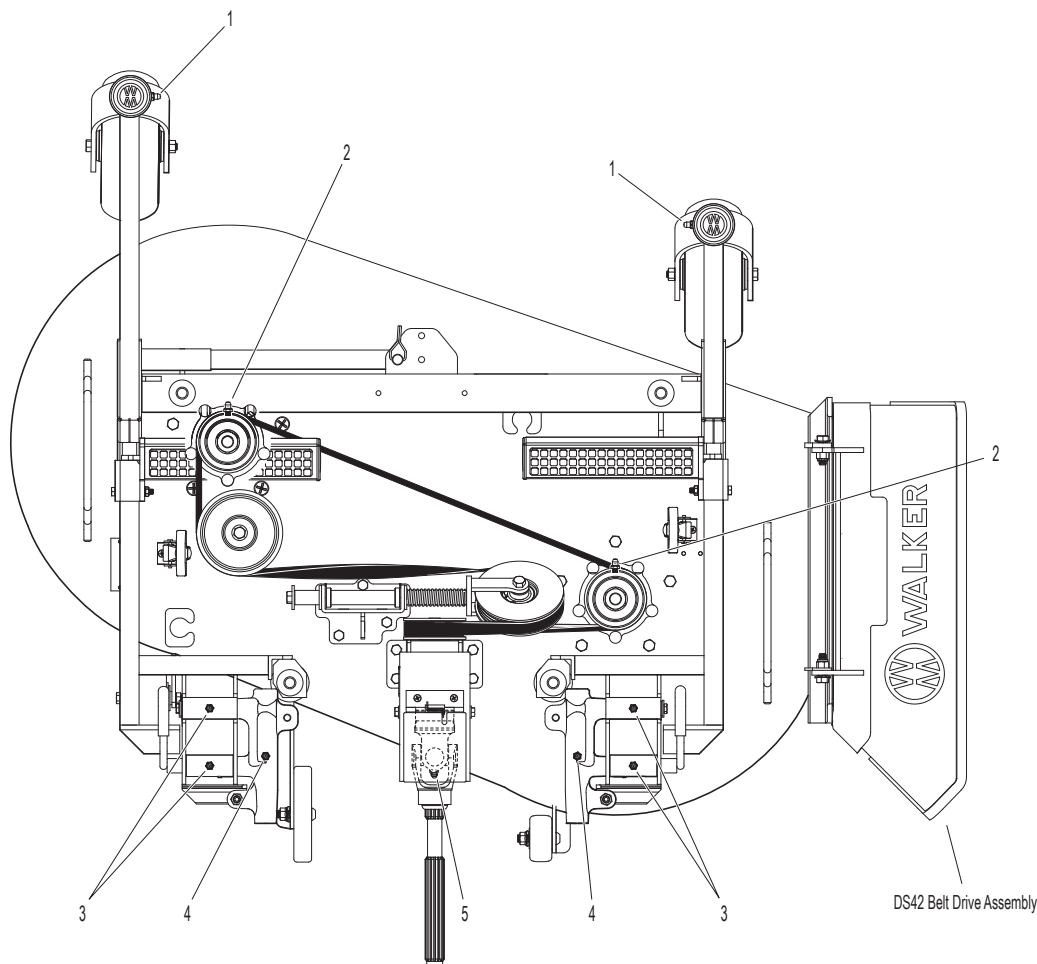
ITEM NO.	LOCATION	LUBRICATION TYPE	NO. PLACES
----------	----------	------------------	------------

DS60 Assembly

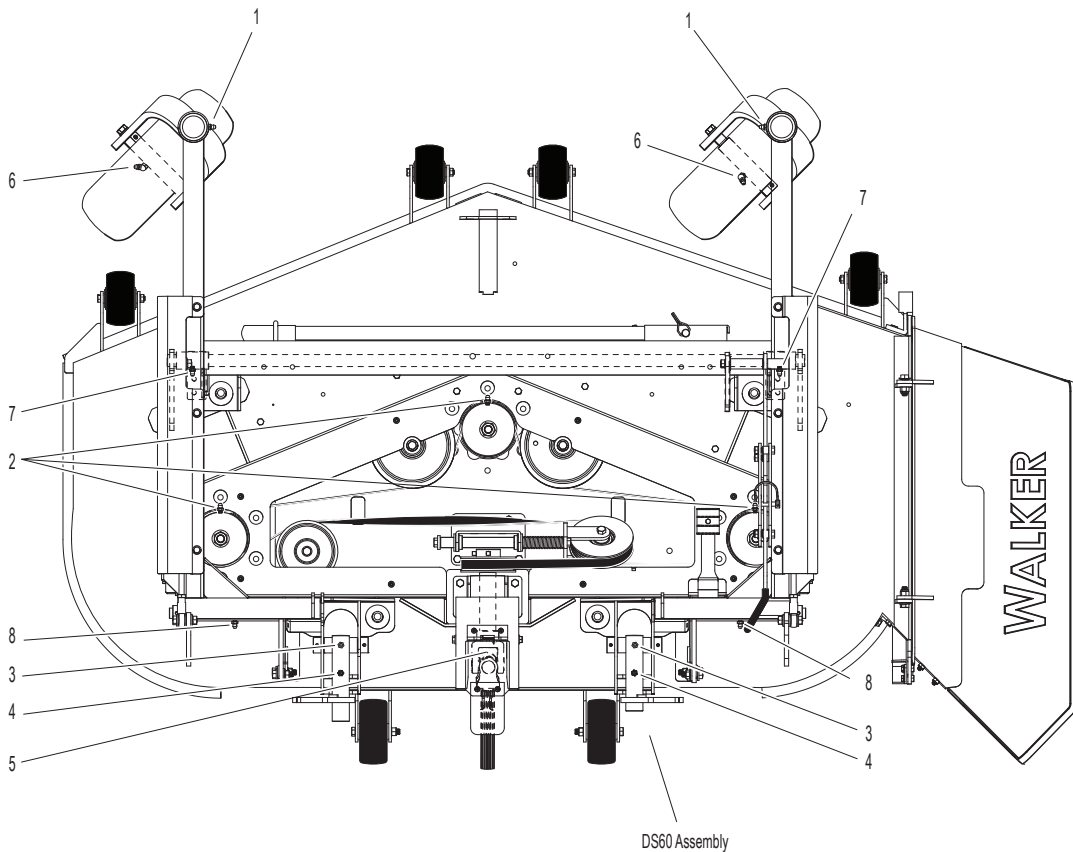
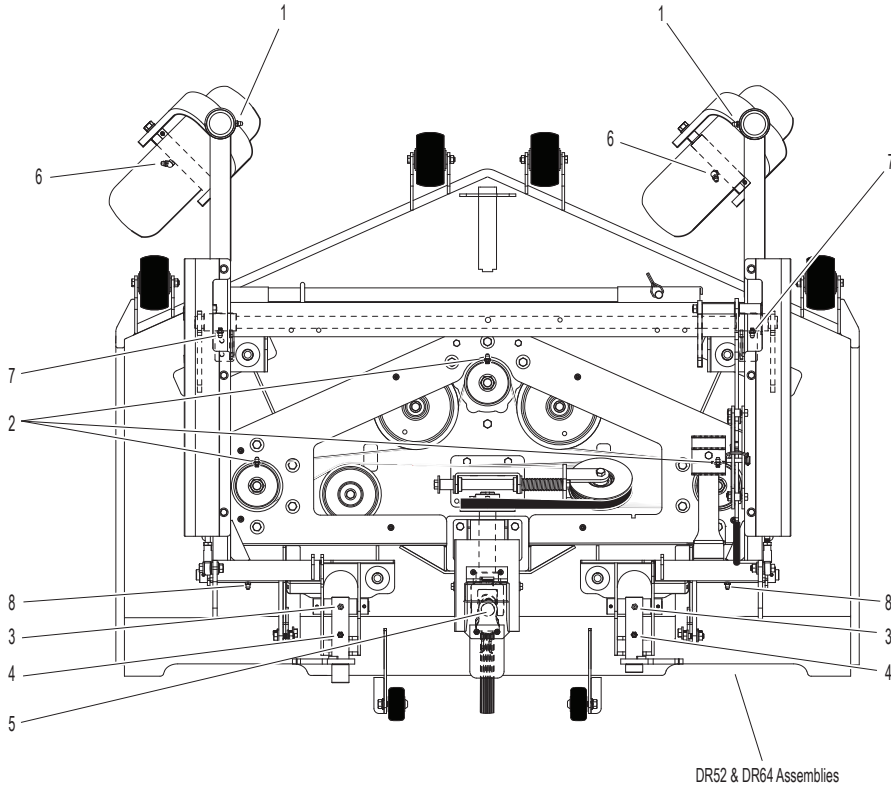
1	Deck Caster Wheel Fork Pivot	Grease	2
2	Blade Spindle	Grease	3
3	Pivot Assembly, Tilt-Up Deck	Grease	2
4	Deck Support Arm Socket	Grease	2
5	Universal Joint Shaft Assembly	Grease*	1
6	Deck Caster Wheel Bearing	Grease	2
7	Front Deck Lift Pivot	Grease	2
8	Rear Deck Lift Pivot	Grease	2

* Grease every 25 hours.

NOTE: Exact location of some Lubrication Points may vary slightly from those shown in the illustration. Decks shown in the illustration are for reference only; for further information on location of parts not shown here, refer to the parts listings for individual Carrier Frames and Deck Assemblies.



LUBRICATION POINTS



FASTENER LOCTITE® APPLICATION & TORQUE INSTRUCTIONS

ITEM NO.	DESCRIPTION
----------	-------------

DS HD Gear Drive Assemblies

Item # 1 applies to all HD deck models **EXCEPT DS42 Belt Drive, DS52 and DS62.**

- 1 Apply Loctite® Threadlocker # 242 (Blue) to Item # 1 used on HD Gearbox Connector Tubes. Torque to 115 lb-in. (13.0 N·m).

DS Deck Assemblies

Items # 2 & 3 apply to all deck models **EXCEPT DS42 Belt Drive, DS52 and DS62.**

- 2 Apply Loctite® Threadlocker # 242 (Blue) to P/N F211 (1/4-20 x 7/8 Hex Bolt, used on Gearbox Connector Tubes) prior to assembly. Torque to 90 lb-in. (10.2 N·m).
- 3 Torque P/N F018 (5/8-18 Hex Nut) used on underside of blades) to 60 lb-ft (81.4 N·m). **DO NOT** apply Loctite®.

DR52, DS60 & DR64 Deck Assemblies

- 4 Apply Loctite® Threadlocker # 242 (Blue) to P/N F075 (5/16-18 x 1/2 SQH Set Screw, used on Drive Pulley) prior to assembly. Torque to 190 lb-in. (21.5 N·m).

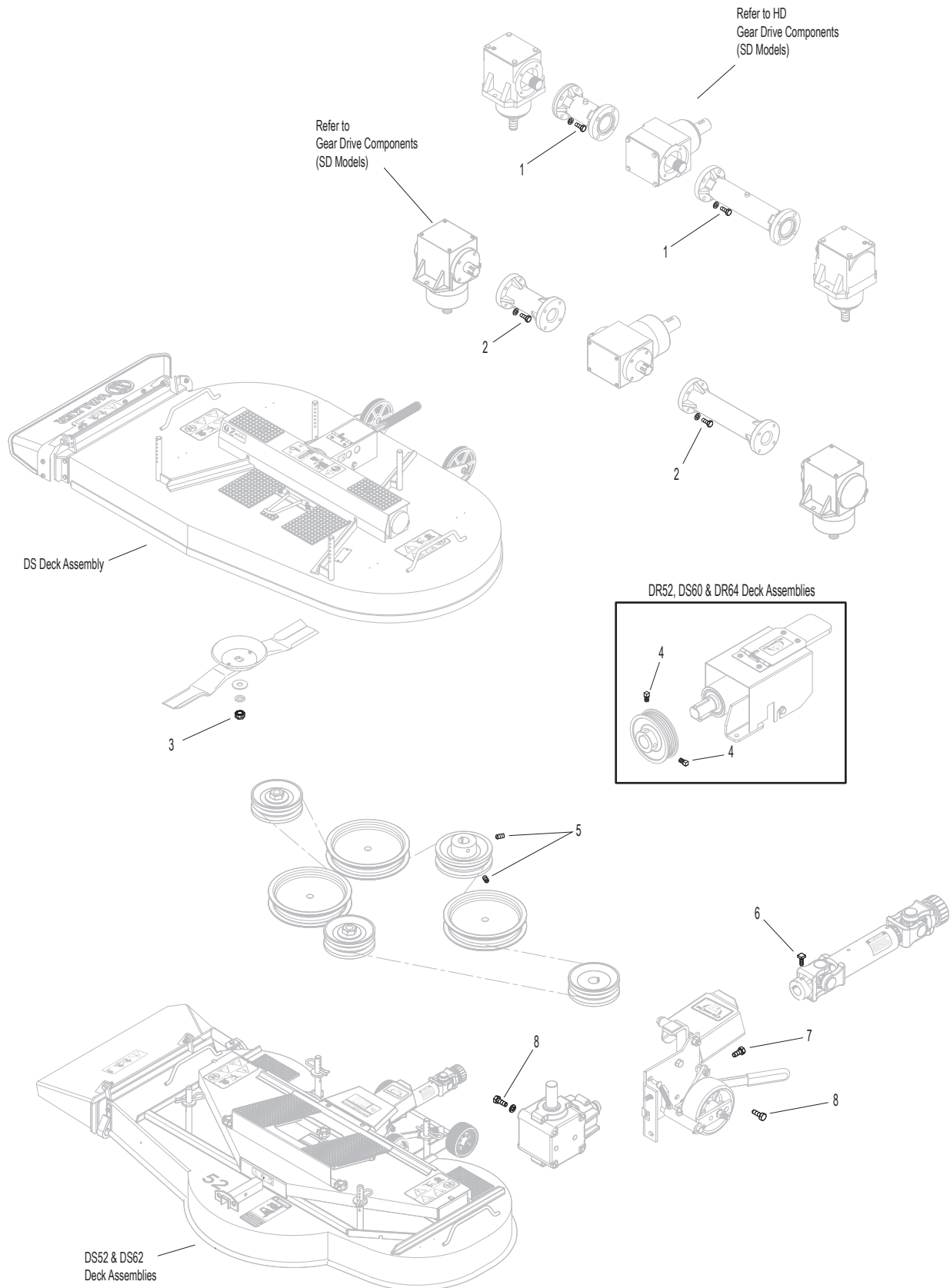
ITEM NO.	DESCRIPTION
----------	-------------

DS52 & DS62 Deck Assemblies

- 5 Apply Loctite® Threadlocker # 242 (Blue) to P/N F114 (5/16-18 x 5/8 SQH Set Screw, used on Drive Pulley) prior to assembly. Torque to 190 lb-in. (21.5 N·m).
- 6 Apply Loctite® Threadlocker # 242 (Blue) to P/N F076 (3/8-16 x 5/8 SQH Set Screw, used on U-Joint Shaft Assy, T-Scope) prior to assembly. Torque to 400 lb-in. (45.2 N·m).
- 7 Torque P/N F339 (5/16-18 x 3/4 Self-Tapping Bolt, used on Mount Bracket & PTO Guard) to 200 lb-in. (22.6 N·m). **DO NOT** apply Loctite®.
- 8 Apply Loctite® Threadlocker # 242 (Blue) to P/N F226 (5/16-18 x 7/8 Hex Bolt, used on Right Angle Gearbox) prior to assembly. Torque to 18 lb-ft (24.4 N·m).

NOTE: Models DS48 and DS52 are shown here. Refer to individual deck assemblies for exact locations and quantities of items listed above.

FASTENER LOCTITE® APPLICATION & TORQUE INSTRUCTIONS



H24d, H25, H27i, H37i AND H38i DECK ARM ADAPTER KIT

ITEM NO.	PART NO.	DESCRIPTION	NO. REQ'D
----------	----------	-------------	-----------

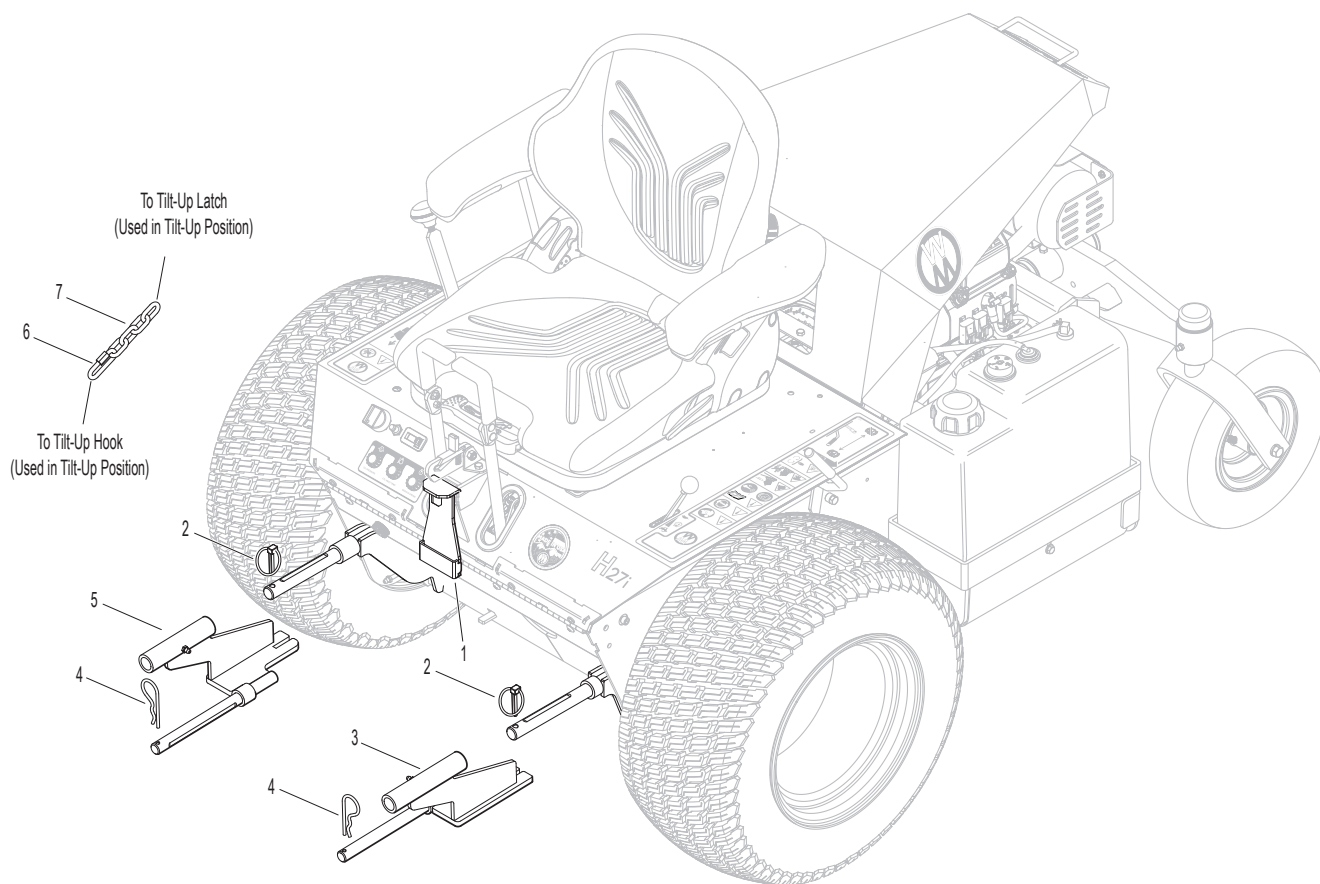
ITEM NO.	PART NO.	DESCRIPTION	NO. REQ'D
----------	----------	-------------	-----------

Kit 2430-10 Deck Arm Adapter Kit

Includes Items # 1-7 and instructions. May be ordered as a kit for dealer installation. Contact your Walker dealer.

NOTE: Installation of 2430-10 on Walker Models H24d, H25, H27i, H37i and H38i allows the use of the DM48 deck.

1	2744-2	Counter Weight Spring Extension	1
2	2775	Lynch Pin (5/16 x 1-1/4)	2
3	2431-1	Deck Arm Adapter, LH	1
4	5775-2	Hitch Pin (#6)	2
5	2430-1	Deck Arm Adapter, RH	1
6	2744-4	1/4" Quick Link	1
7	2744-5	Chain	1



MAINTENANCE AND SERVICE RECORD SHEET

DATE	SERVICE ITEM	ENGINE HOURS

DECK / TRACTOR COMPATIBILITY CHART

	DS36	DS42	DS42 Belt Drive	DS48	DS52	DR52	DS56	DS60	DS62	DR64	DS74
B18	X	X	X	X			X				
B19	X	X	X	X	X		X				
B23i	X	X	X	X	X		X		X		X
B25p	X	X	X	X	X		X		X		X
S14 GHS	*	*	*								
S14i GHS	*	*	*								
S18 GHS	*	*	*	*			*				
C19 GHS	*	*	*	*	*		*		*		
C19i GHS	*	*	*	*	*		*		*		
T23 SD	X	X	X	X	X		X		X		**
T23 GHS	*	*	*	*	*		*		*		* **
T25i SD	X	X	X	X	X		X		X		X
T25i GHS	*	*	*	*	*		*		*		*
T30i SD	X	X	X	X	X		X		X		X
T30i GHS	*	*	*	*	*		*		*		*
D21d SD	X	X	X	X	X		X		X		X
D21d GHS	*	*	*	*	*		*		*		*
H24d				***	***	X	***	X	***	X	***
H25				***	***	X	***	X	***	X	***
H27i				***	***	X	***	X	***	X	***
H37i				***	***	X	***	X	***	X	***
H38i				***	***	X	***	X	***	X	***

- X Deck and tractor are fully compatible.
- * When using this deck on GHS tractors, installation of P/N 7541-1 (Blower Lockout Kit) is recommended. Contact your Walker dealer.
- ** Using the DS74 Deck with Model T23 is not recommended in all conditions. In certain conditions (tall, wet grass), the performance of the deck may be marginal due to a limit of horsepower with the 23-hp engine.
- *** DS Decks that are compatible with Models H24d, H25, H27i, H37i and H38i using Kit # 2430-10 (Deck Arm Adapter Kit).

LIMITED WARRANTY FOR WALKER COMMERCIAL RIDER MOWER

1. WHAT THIS WARRANTY COVERS, AND FOR HOW LONG:

Walker Manufacturing company will, at its option, repair or replace, without charge, any part covered by this warranty which is found to be defective in material and/or workmanship within two (2) years after date of sale to the original retail purchaser unless the product is used for rental purposes, in which case this warranty is limited to ninety (90) days. At Walker's request, customer will make the defective part available for inspection by Walker and/or return the defective part to Walker, transportation charges prepaid. All parts and components of the Walker Mower are covered by this warranty.

2. WHAT THIS WARRANTY DOES NOT COVER:


- A. This warranty does not cover defects caused by depreciation or damage caused by normal wear, accidents, improper maintenance, improper use or abuse of the product, alterations, or failure to follow the instructions contained in the Operator's Manual for operation and maintenance.
- B. The customer shall pay any charges for making service calls and/or for transporting the mower to and from the place where the inspection and/or warranty work is performed.

3. HOW TO OBTAIN SERVICE UNDER THIS WARRANTY:

Warranty service can be arranged by contacting the dealer where you purchased the mower or by contacting Walker Manufacturing Company, 5925 East Harmony Road, Ft. Collins, CO 80528. Proof of the date of purchase may be required to verify warranty coverage.

4. WARRANTY LIMITATION:

- A. **THERE IS NO OTHER EXPRESS WARRANTY. ANY WARRANTY THAT MAY BE IMPLIED FROM THIS PURCHASE INCLUDING MERCHANTABILITY AND FITNESS FOR A PARTICULAR PURPOSE IS HEREBY LIMITED TO THE DURATION OF THIS WARRANTY AND TO THE EXTENT PERMITTED BY LAW ANY AND ALL IMPLIED WARRANTIES ARE EXCLUDED.** Some states do not allow limitations on how long an implied warranty lasts, so the above limitations may not apply to you.
- B. **WALKER WILL NOT BE LIABLE FOR ANY INCIDENTAL, CONSEQUENTIAL, OR SPECIAL DAMAGES AND/OR EXPENSES IN CONNECTION WITH THE PURCHASE OR USE OF THE MOWER.** Some states do not allow the exclusion or limitation of incidental or consequential damages, so the above limitation(s) or exclusion(s) may not apply to you.
- C. Only the warranty expressed in this limited warranty shall apply and no dealer, distributor, or individual is authorized to amend, modify, or extend this warranty in any way. Accordingly, additional statements such as dealer advertising or presentations, whether oral or written, do not constitute warranties by Walker, and should not be relied upon.
- D. This warranty gives you specific legal rights, and you may also have other rights which vary from state to state.



WALKER

WALKER MFG. CO. • 5925 E. HARMONY ROAD, FORT COLLINS, CO 80528 • (970) 221-5614
FORM NO. 120518 PRINTED IN USA www.walker.com ©2018 WALKER MFG. CO